


Grouse Wing Collection Guide

Grouse Hunter Cooperator Survey (Wing collection)

Each year grouse hunters from around the state send in wings from harvested grouse. Hunters fill out an info sheet providing details of their hunt. Wings are aged and hunter data is compiled to inform biologist on grouse population dynamics and hunter success for the year.

Wing Collection Directions

Once you harvest your grouse, clip the wing at the first joint or bend from the end of the wing. This should leave you with all the primary feathers. These are used to determine the age of the grouse. Allow excess moisture and blood on the wing to dry. Only cut one wing from each bird harvested.



Next, fill out the info on the back side of the envelope. This info is valuable for determining harvest and success rates throughout the season. Please complete and return even if you did not kill any birds. Use one envelope per hunting party and day.

Place the dry grouse wing directly into the envelope. NOTE: Please do not put your grouse wings in a plastic bag, place them directly into the envelope. Plastic bags trap moisture and allow mold and maggots to grow.


NEBRASKA
- GAME & PARKS -

33-062 Rev. 6/2021

PRAIRIE GROUSE WING ENVELOPE

Please complete and return, even if you didn't kill any birds.

Remove only one wing from each Sharp-tailed Grouse or Prairie Chicken*

Enclose this part of wing → 

Date _____ Average number of hours hunted per person _____

Counties where most birds were shot _____

For birds harvested on public land, include name of area _____

Total number of hunters in party _____

Total number of birds observed _____

Total number of birds killed by party _____

Name (optional) _____

Address _____

Remarks _____

* Use one envelope per hunting party and day.


NEBRASKA
- GAME & PARKS -

33-062 Rev. 6/2021

PRAIRIE GROUSE WING ENVELOPE

Please complete and return, even if you didn't kill any birds.

Remove only one wing from each Sharp-tailed Grouse or Prairie Chicken*

Enclose this part of wing → 

Date 10-15-25 Average number of hours hunted per person 4

Counties where most birds were shot Cherry

For birds harvested on public land, include name of area Samuel R. McKelvie NF

Total number of hunters in party 2

Total number of birds observed 15

Total number of birds killed by party 3

Name (optional) John Smith

Address 2200 N. 33rd St. Lincoln, NE 68503

Remarks Birds were flushing from a long distance.
Looked like mostly adults.

* Use one envelope per hunting party and day.

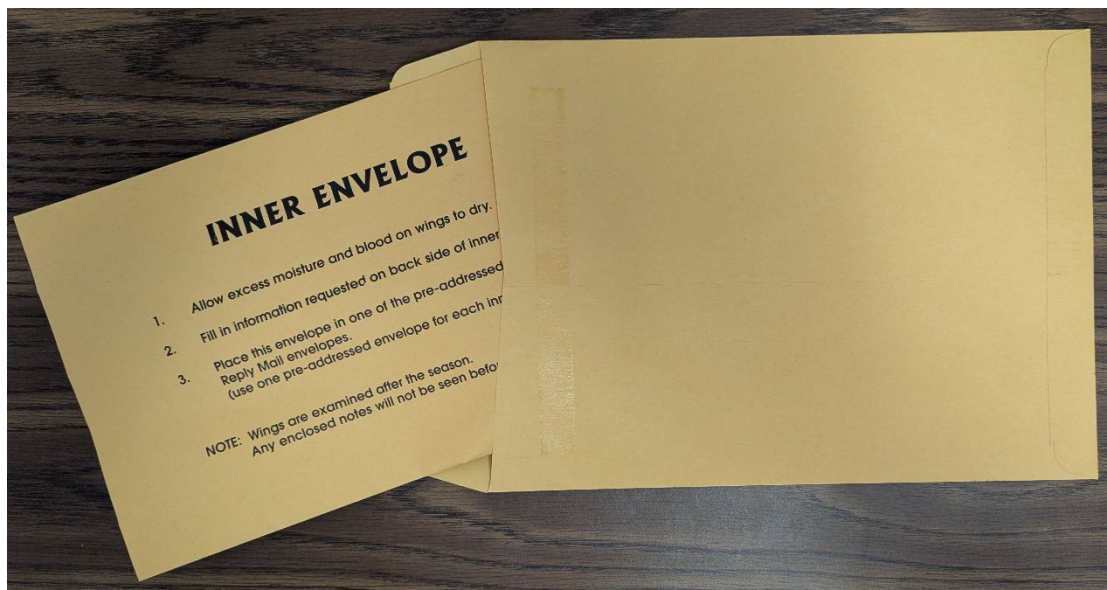
Grouse wing bins/Barrels

If you are hunting at Crescent Lake NWR, Bessey/Halsey NF, Valentine NWR, or McKelvie NF there are grouse bins/barrels on location with envelopes. All grouse harvested on any of these sites should be dropped off at the site. Watch for the signs!



Mailing in wings

Place the inner envelope into the pre-addressed postage paid envelope and drop it into the mail. Please use one pre-addressed envelope for each inner envelope. These envelopes are mailed to Lincoln HQ and stored till the end of the season. If you would like to receive envelopes please email bryan.oconnor@nebraska.gov and Jacob.wagner@nebraska.gov.



Grouse Hunting Zones

Grouse hunting is divided into two zones, the East and West grouse zones. Highway 81 divides these two zones running North/South through Nebraska. Hunting in both zones requires a small game hunting license and habitat stamp for anyone 16 and over. In the East zone hunters are also required to obtain a special grouse permit which is free of charge. Only 400 permits are issued in the East zone each year and are issued on a first come basis. If you would like an East zone grouse permit, please email ngpc.eastzonegrouse@nebraska.gov or call 402-471-5431.

