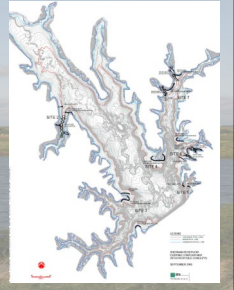


Sherman Reservoir

2024 Angler Survey Summary

Nebraska Game and Parks Commission
Brad Eifert, South-Central District Manager



An angler survey was completed at Sherman Reservoir in 2024 from April through October. During the survey, anglers were counted and interviewed on approximately 10 week days and 6 weekend days per month. In total, there were 118 days surveyed and 821 parties interviewed during the seven month time period. Angler surveys provide estimates of fishing effort, catch and harvest rates, catch per hour, and size structure of the fish caught.

The following text and graphs provide summaries of the 2024 survey with comparison to previous years.

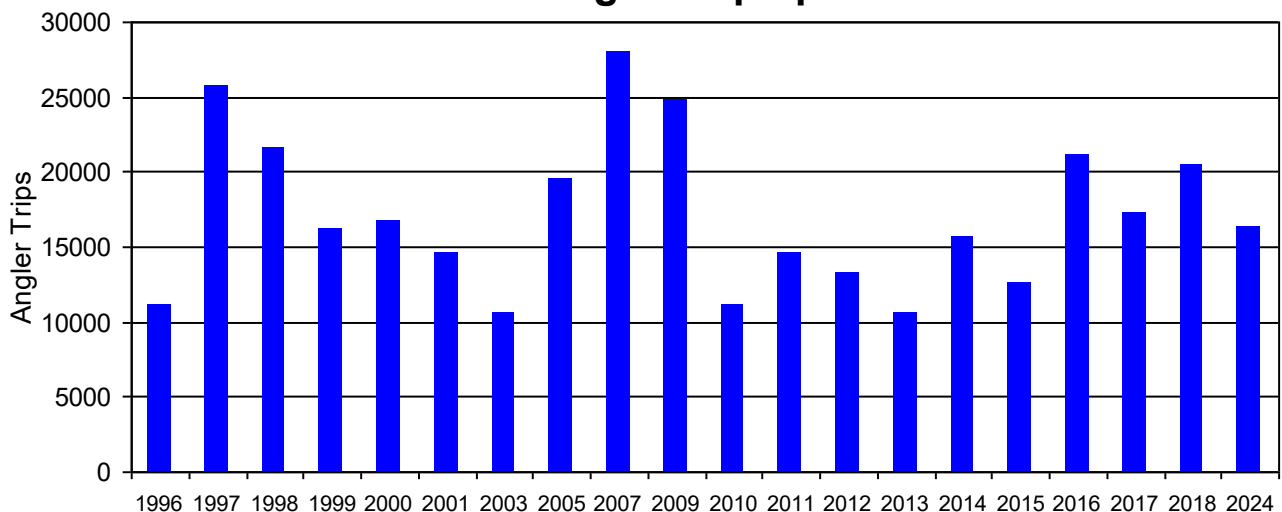
Fishing Effort Summary

The number of anglers making fishing trips to Sherman Reservoir was slightly lower in 2024, as an estimated 16,329 angler trips were made during the seven month survey period. Since the angler survey was first completed in 1996, there has been a yearly average of 17,118 fishing trips made to Sherman Reservoir during the April to October time frame.

There were 434 bank anglers and 387 boat anglers interviewed during the 2024 angler survey. When the data collected from these anglers is extrapolated, it is estimated that bank anglers spent 12,486 hours and boat anglers spent 73,622 hours of angling effort during the survey period. Total time spent fishing at Sherman Reservoir from April through October was 86,108 hours. There were 3,249 bank angling trips and 13,080 boat trips.

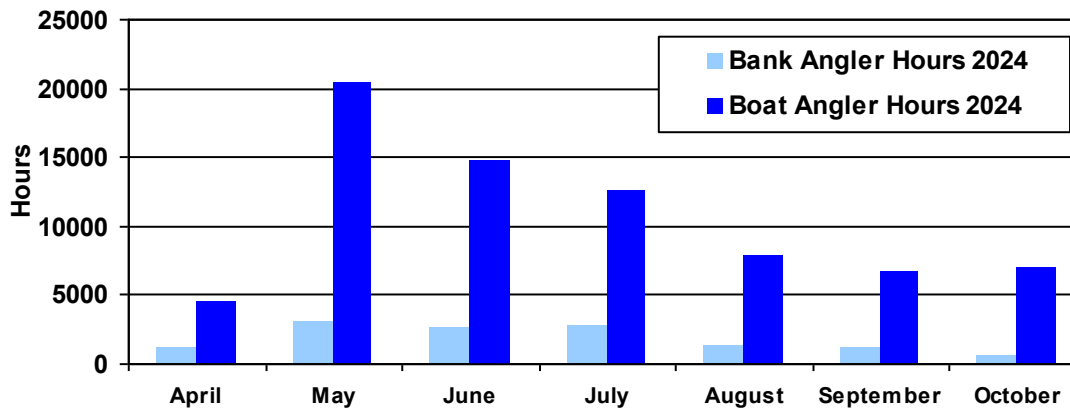
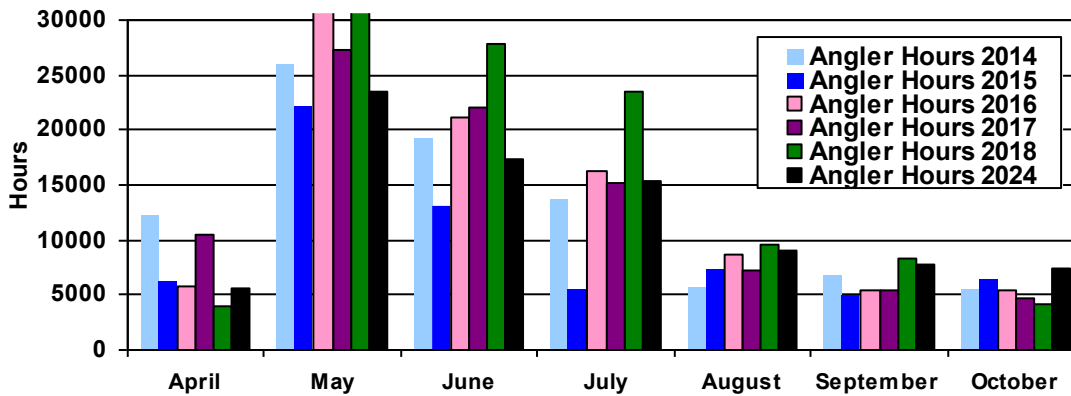
While most anglers who fished Sherman were from Nebraska, anglers from nine other states were contacted during the survey. Nebraska anglers originated from 112 different Nebraska communities and 47 counties. The most common counties represented in the survey included: Hall (35%), Buffalo (15%), Sherman (9%), Howard (7%), Custer (4%), Hamilton (4%), Adams (3%), and Lancaster (3%).

Total Angler Trips per Year



Fishing Effort by Month

As seen in most previous surveys, May was the busiest month for angling at Sherman Reservoir. Higher than average reservoir levels during the summer months allowed for consistent pressure during June and July. Pleasant fall weather and a good crappie bite resulted in higher than average angling pressure in September and October.



Supplemental Questions

Three supplemental questions were asked to anglers during the survey. Results can be found below.

Do you support additional fish attractors being added to Sherman Reservoir?

7% strongly support, 32% support, 35% neutral, 1% oppose, 26% strongly oppose

Are you participating in the Midwest Walleye Challenge? (asked during April and May)

Yes—1.1% No—98.9%

Did you use LiveScope, MegaLive, Active Target, or a similar sonar system today? Boat Anglers Only)

Yes—24% No—76%

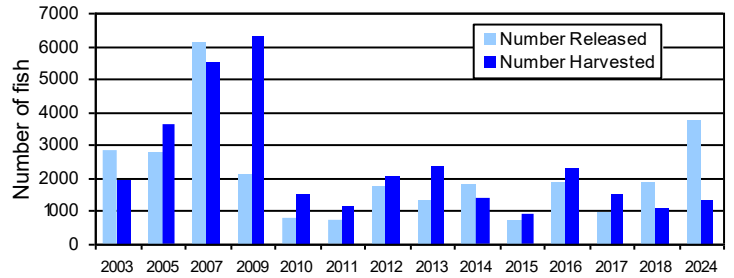
Channel Catfish

2024 Regulations: *No length limit, 5 fish daily bag*

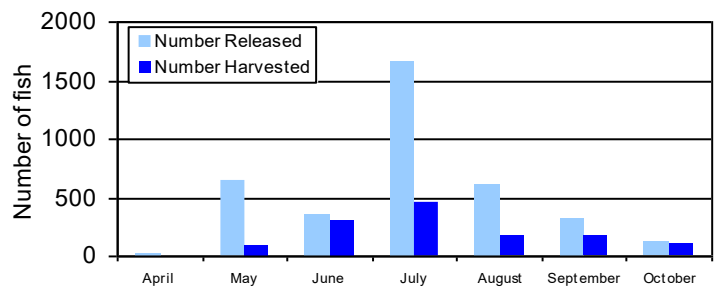
Channel catfish catch was greatly improved during 2024, with 3,720 catfish released and 1,307 harvested. Catfish caught during the survey ranged from 4 to 38 inches, while the length of harvested catfish ranged from 10 to 30 inches. The average length of harvested catfish was 18.4 inches. The month of July had the highest total catch and harvest. Anglers seeking catfish caught 0.31 fish/hour and harvested 0.16 fish/hour during the angler survey period. June had the highest monthly catch rate of 0.55 fish/hour.



Channel Catfish Caught Per Year



Channel Catfish Caught Per Month



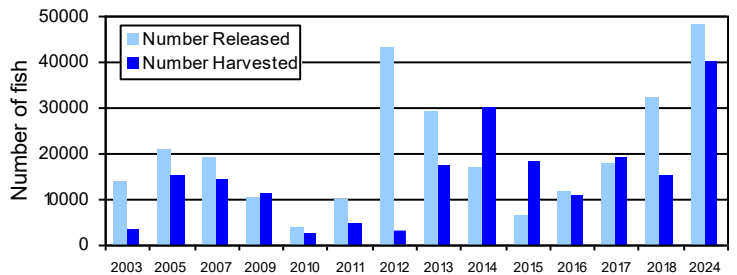
Crappie

2024 Regulations: *10-inch minimum length limit, 15 panfish daily bag*

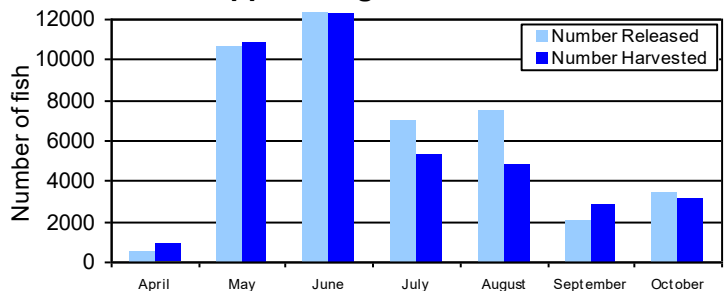
Crappie catch and harvest was the highest recorded in 20 years of angler surveys at Sherman Reservoir. There were an estimated 40,178 crappie harvested and 48,365 released. Harvested crappie ranged from 9 to 15 inches and had an average length of 10.6 inches. Compliance with the length limit was acceptable, as less than one percent of the harvest consisted of fish shorter than the ten-inch minimum length limit. Crappie catch was consistently good from May through October, with the highest harvest occurring in May and June. Anglers seeking crappie caught 2.0 fish/hour and harvested 0.97 fish/hour during the survey period. August had the highest catch rate, as anglers caught 2.5 fish/hour.



Crappie Caught Per Year



Crappie Caught Per Month



Walleye

2024 Regulations: Daily bag limit may include 2 walleye between 15 inches and not greater than 20 inches and 1 walleye longer than 28 inches. There is a slot limit protecting walleye 20 through 28 inches.

Walleye angling success declined in 2024, as the number of both released and harvested fish were below the long-term average. Estimates from 2024 indicate that total angler catch was 10,003 walleye, with released fish totaling 8,195 and harvested fish totaling 1,808. In comparison, 20-year average number of harvested walleye is 3,066 and the average number released is 14,991.

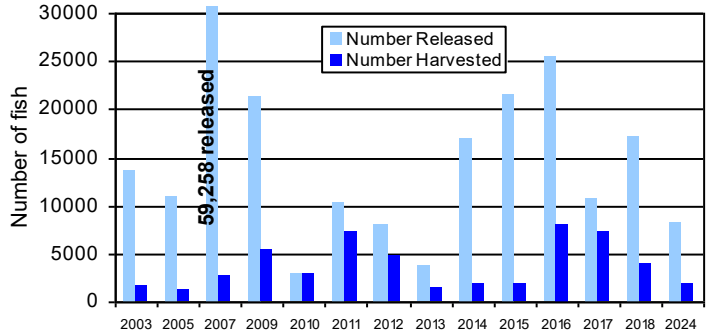
Walleye caught by anglers during the survey period ranged from 4 to 29 inches. When angler catch is broken down by size groups: 51% of the catch was less than 15 inches; 21% was between 15 and 20 inches; and 28% was 20 inches or larger.

Harvested walleye ranged from 15 to 28 inches and the average length was 17.2 inches. Compliance with the length regulation was acceptable, as there were no walleye less than 15 inches encountered and only 1.0% of the harvest consisted of walleye in the 20 to 28 inch protected slot. One walleye greater than 28 inches was legally harvested and measured by the survey clerk during the survey.

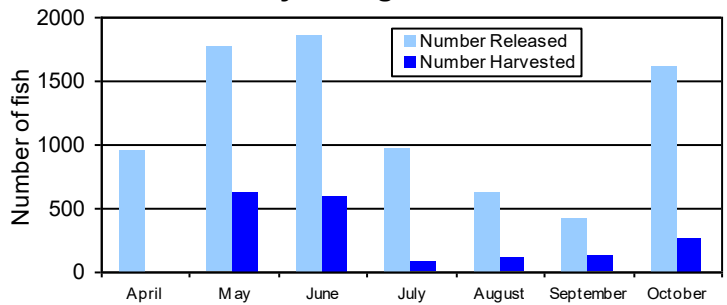
May, June, and October were the best months for both releasing and harvesting walleye at Sherman. The catch rate for anglers seeking walleye during the entire survey period was 0.23 fish/hour and the harvest rate was 0.05 fish/hour. October had the highest overall catch and harvest rates for anglers targeting walleye at 0.4 fish/hour and 0.06 fish/hour.

There continues to be an increase in the angler catch of 20 to 28 inch walleye since the restrictive length regulations were enacted in 2009. The average length of slot fish caught and released during the 2024 survey was 23.6 inches.

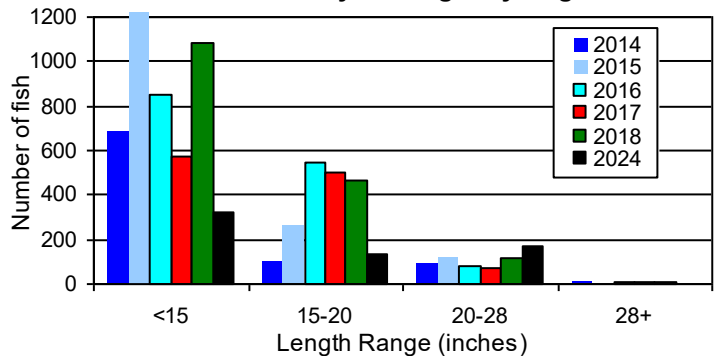
Walleye Caught Per Year



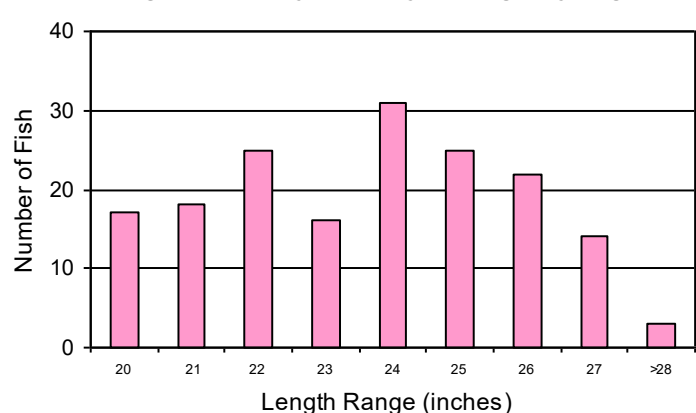
Walleye Caught Per Month



Size of Walleyes Caught by Anglers



Length Frequency of Walleyes Caught by Anglers

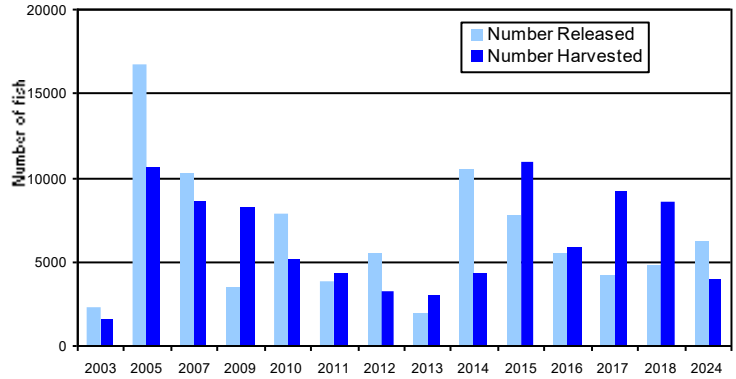


White Bass

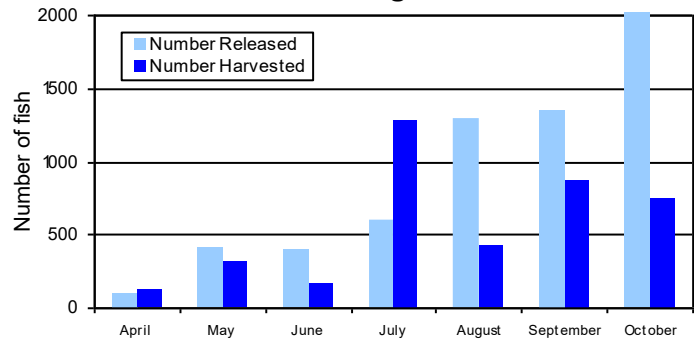
2024 Regulations: 15 fish daily bag, no more than one fish over 16 inches in daily bag

White bass catch and harvest was slightly lower than results seen during the 2014-18 time frame. There were a total of 6,128 white bass released and 3,902 harvested in 2024. Harvested fish ranged from 5 to 17 inches and the average length was 11.9 inches. October saw the highest total catch of white bass, but harvest was highest during the month of July. The overall average catch rate for anglers seeking white bass was 0.43 fish/hour and the harvest rate was 0.25 fish/hour. The highest monthly catch rate was in September when anglers were catching 0.73 white bass per hour of angling effort.

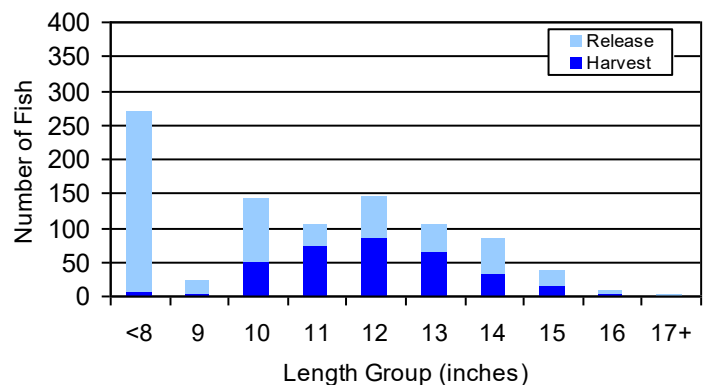
White Bass Caught Per Year



White Bass Caught Per Month



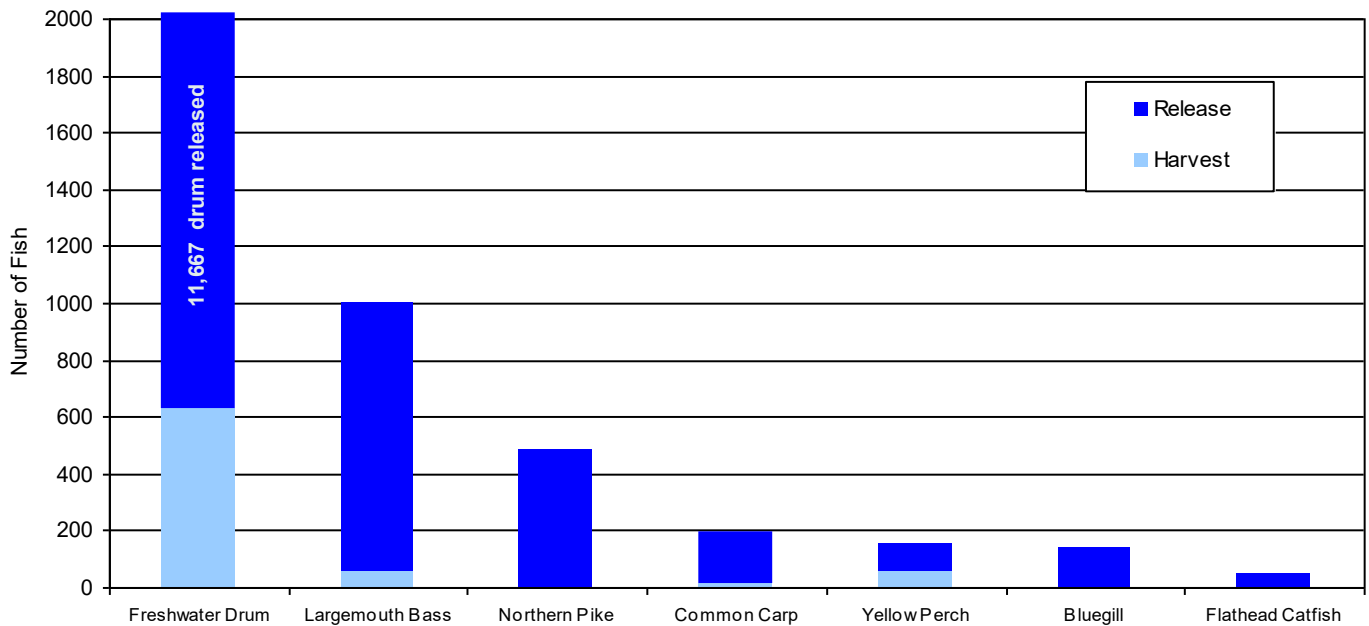
Length of White Bass Caught by Anglers



Miscellaneous Species

There were seven other fish species represented in the 2024 angler catch. Freshwater drum were most commonly caught, followed by largemouth bass, northern pike, common carp, yellow perch, bluegill and flathead catfish.

2024 Sherman Reservoir - Catch of Other Species



For additional information about fisheries management at Sherman Reservoir, please contact the NGPC Kearney office at 308-865-5310 or by email at the addresses listed below.

District Manager: Brad Eifert: brad.eifert@nebraska.gov

Biologist: Colton Curtis: colton.curtis@nebraska.gov