


# GoOutdoorsne.com Mobile App

## To locate and install the Go Outdoors Ne App:

Android users select the Google Play Store or Apple users select the Apple App store –

### Google Play store instructions:

Select the magnifying glass to open the search box



Search for NGPC or Go Outdoors NE

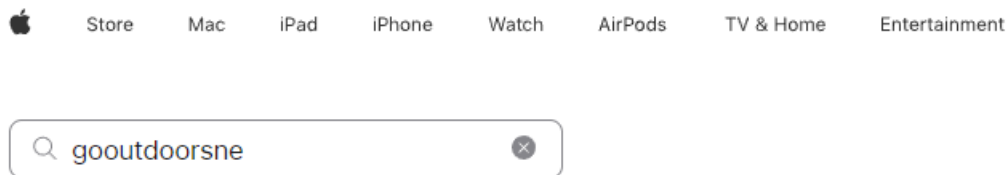
Select Go Outdoors NE



### Apple App Store:

Select Search

Search for NGPC or Go Outdoors NE



# GoOutdoorsne.com Mobile App

## Go Outdoors NE

Brandt Information Services, LLC

100+ Downloads | Everyone

Install




Select Install or download per prompts.

Open the Mac App Store to buy and download apps.



**GoOutdoorsNE** 17+  
Brandt Information Services, LLC  
Designed for iPad  
Free

Home screen – swipe down to Get Started

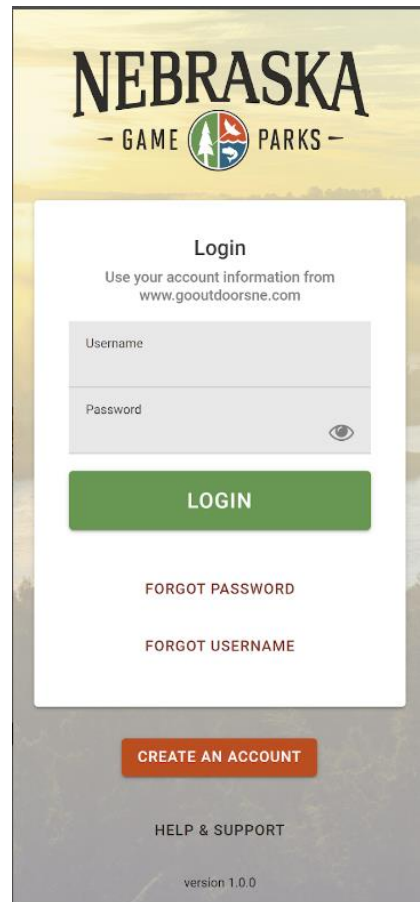


If you have already verified and created a username and password:

Enter you Username and Password.

In the event you have never purchased a permit, have not purchased a permit since 2016 or do not own a lifetime permit, you will need to create an account.

If you have forgotten your username or password, select Forgot Password or Forgot Username.



# GoOutdoorsne.com Mobile App



My Account:

Name, NGPC ID number, residency status and Turkey tagging preference is displayed

The system icon: Sync your Account, Toggle Offline Mode, Help and Logout.

QR code icon: Display a QR code for a Law Enforcement officer to scan.

Make a Purchase or Manage Account: Link to website to purchase or edit your profile.

My Profile: Your profile information.

Hunter Education & Certifications: List of your certifications.

Friends and Family: Those that have been added to your account so you can purchase permits for them.

Order History: Current year order history displayed. Select the three lines at the top of the screen to change the year.

Landowner Details: Qualifying landowner's land that is on their account.

Family Associated to Land: Family members that are related to the qualifying landowner.

Landowner Authorizations: Land information the account holder has been authorized by the Qualifying Landowner to purchase permits.

## At the bottom of the screen:

Account: Takes you to the My Account screen.

Privileges: View your active privileges and access game check.



# GoOutdoorsne.com Mobile App

## System Settings Screen

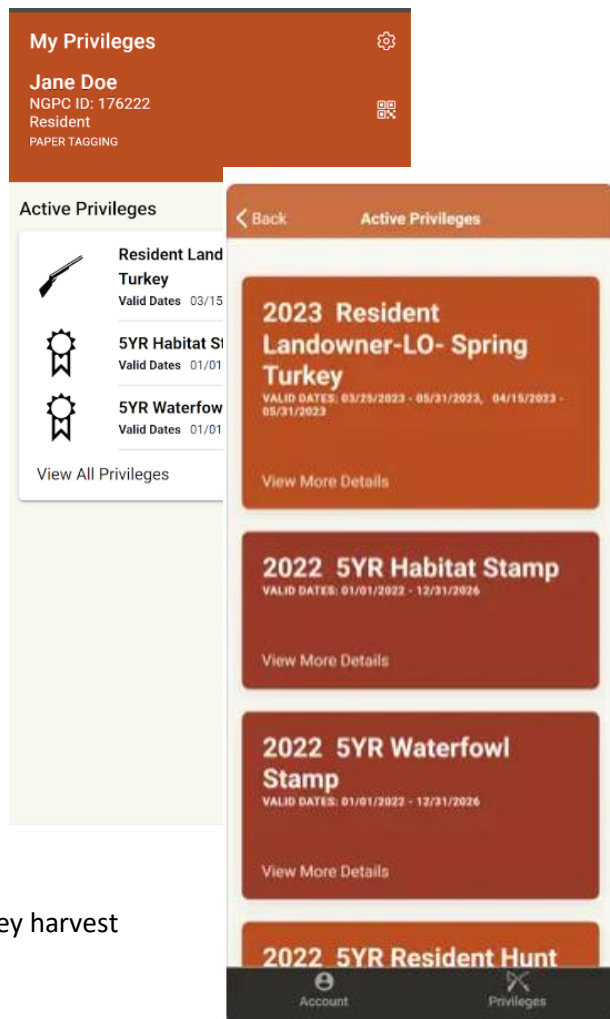


Select Sync Account to update your permit and account information.

Toggle offline Mode: Take app offline or bring online

Help: [www.Outdoornebraska.org](http://www.Outdoornebraska.org) Mobile permit information

Logout: Log out of the app.



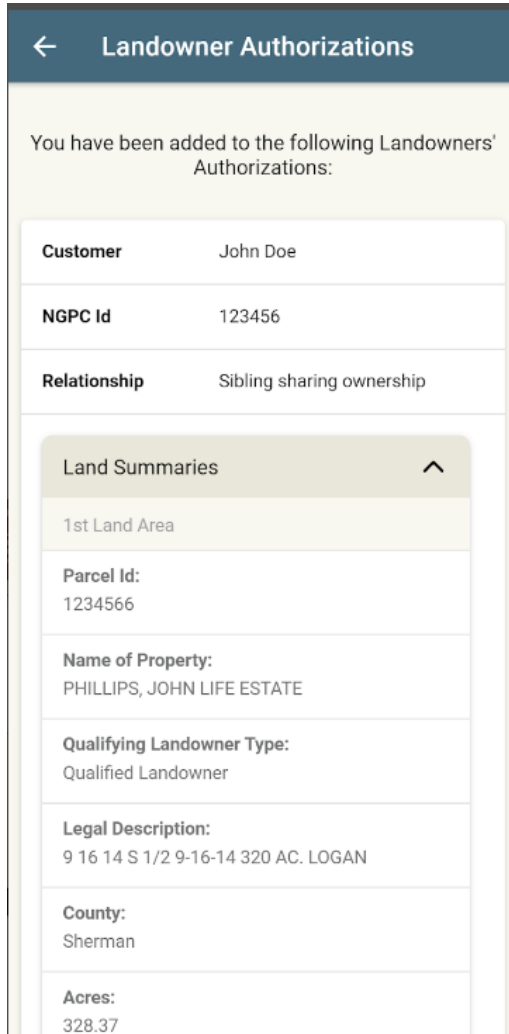
## Privileges:

Displays your active permits.

Not shown:

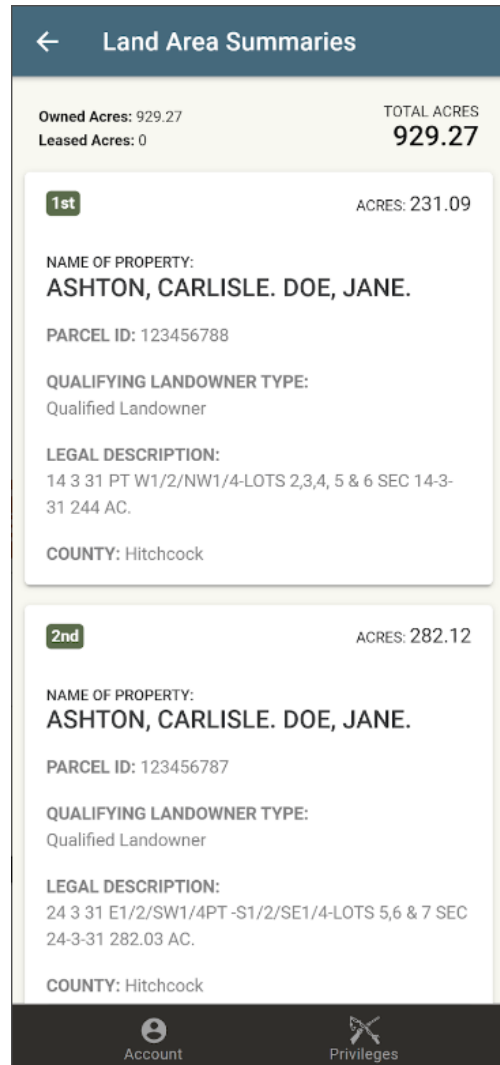
Add a Game Check. Cancel and report your turkey harvest information.

# GoOutdoorsne.com Mobile App



## Land Area Summaries:

Displays total acres and the individual parcels that are owned.



## Landowner Authorizations:

Land you have been associated with displays and your relationship to the landowner.