

NEBRASKA
2016
HUNTING INCIDENT REPORT



Prepared by
Wendy S. Horine, Hunter Education Coordinator
Nebraska Game and Parks Commission
February 2017

2016 NEBRASKA HUNTING INCIDENTS

During 2016, there were three hunting incidents in Nebraska resulting in personal injury. None of the incidents resulted in death. One incident resulted from illegal hunting activity. This is a decrease in incidents compared to the 10 non-fatal incidents recorded in 2015. Three is the lowest annual number of hunting incidents recorded in any year since Nebraska began keeping hunting incident records.

Hunting in Nebraska continues to be one of the safest recreational activities in which families may participate. Hunting incident numbers have decreased significantly in the past 30 years, with an incident rate of approximately one accident for every 17,500 hunters in the field. While the Nebraska Game and Parks Commission, along with nearly 1,000 volunteer instructors, strives continually to reduce these incidents, hunting remains a safe and enjoyable pastime for thousands of Nebraskans each year.

The tables and charts within this report illustrate the historical data collected for hunting incidents in Nebraska.

Contributing Factors to 2016 Incidents: (Individual incidents may have more than one contributing factor. Factors are ranked by reporting law enforcement as follows: Primary = 1, Secondary = 2, Tertiary = 3, etc.)

CONTRIBUTING FACTORS	Factors Ranked by Reporting Law Enforcement
Victim out of sight of shooter	1
Victim covered by shooter swinging on game	3
Failure to identify target	
Victim in line of fire	2
Ricochet	
Defective ammunition	
Firearm fell, insecure rest	
Shooter stumbled and fell	1
Trigger caught on object	
Failure to check beyond target	4
Loading firearm	
Unloading firearm	
Discharge firearm in/on a vehicle	
Improper crossing of obstacle	
Clubbing game with firearm	
Careless or reckless handling of firearm	
Place/remove loaded firearm from vehicle	
Drop firearm	
Horse-play while hunting	
Shooting across roadway	
Run with loaded firearm	
Obstruction of barrel	
Careless handling of archery equipment	
Other*	1 ¹

*1¹ – Individual was not wearing a fall arrest system/full body harness

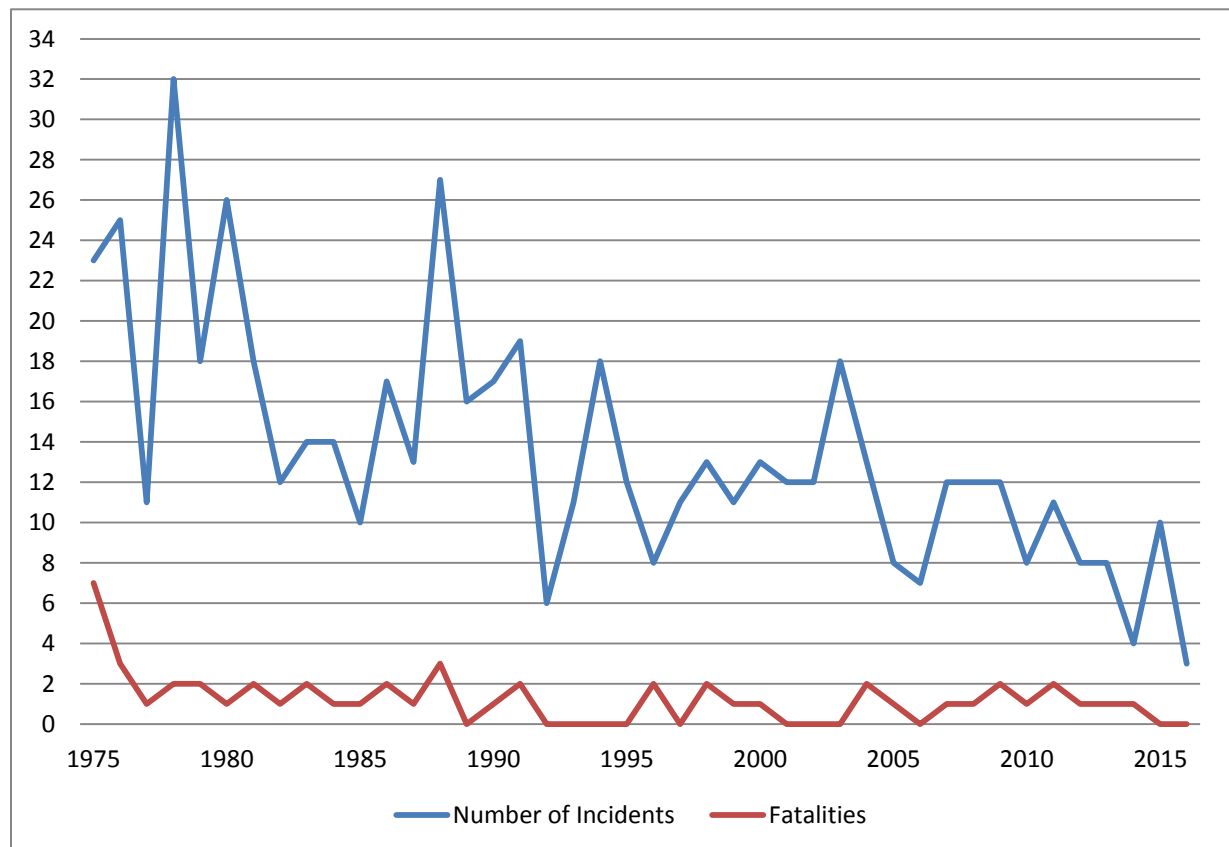
2016 Individual Incident Summary

September 5 – Colfax County – Squirrel hunting – A 27-year-old male shooter unintentionally discharged a .22 rifle while illegally (he had not completed hunter education) hunting squirrels in thick brush, hitting the 30-year-old male victim in the left thigh and subsequently the right leg above the knee, causing moderate to severe injuries. **Be sure of your target and what is beyond before you pull the trigger. Never shoot at sound or movement.**

October 8 – Stanton County – Duck hunting – A 56-year-old male hunter stumbled and fell while exiting a marsh with a soft, muddy bottom; his waders subsequently filled with water and mud trapping him up to his chest in the water, resulting in minor hypothermia. **Always tell someone where you are going and when you plan to return, then check in when you return.**

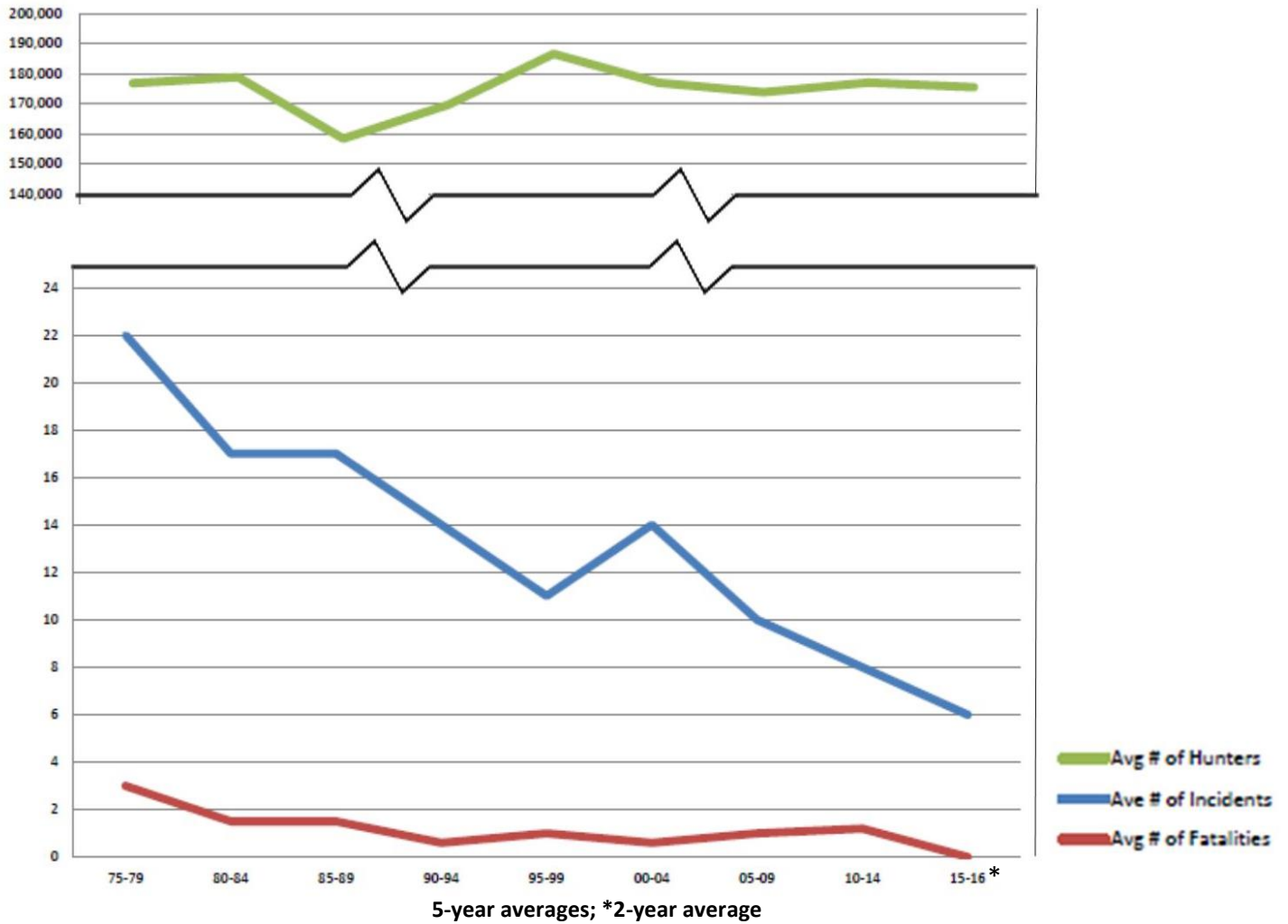
November 28 – Sherman County – Moving/repairing treetand – A 34-year-old male sustained severe injuries from falling 20-25 feet while attempting to remove and repair a hang-on tree stand. The individual was alone and not wearing a fall-arrest system. **Always wear a Fall-Arrest System/Full Body Harness AND attach yourself to the tree while on the ground prior to climbing and remain attached until back on the ground. Always adhere to the “3 Points of Contact” rule. Always tell someone where you are going and when you plan to return, then check in when you return.**

Nebraska Hunter Incidents and Hunter Incident Fatalities 1975-2016



Data source: Nebraska Game and Parks Commission Hunter Education Records

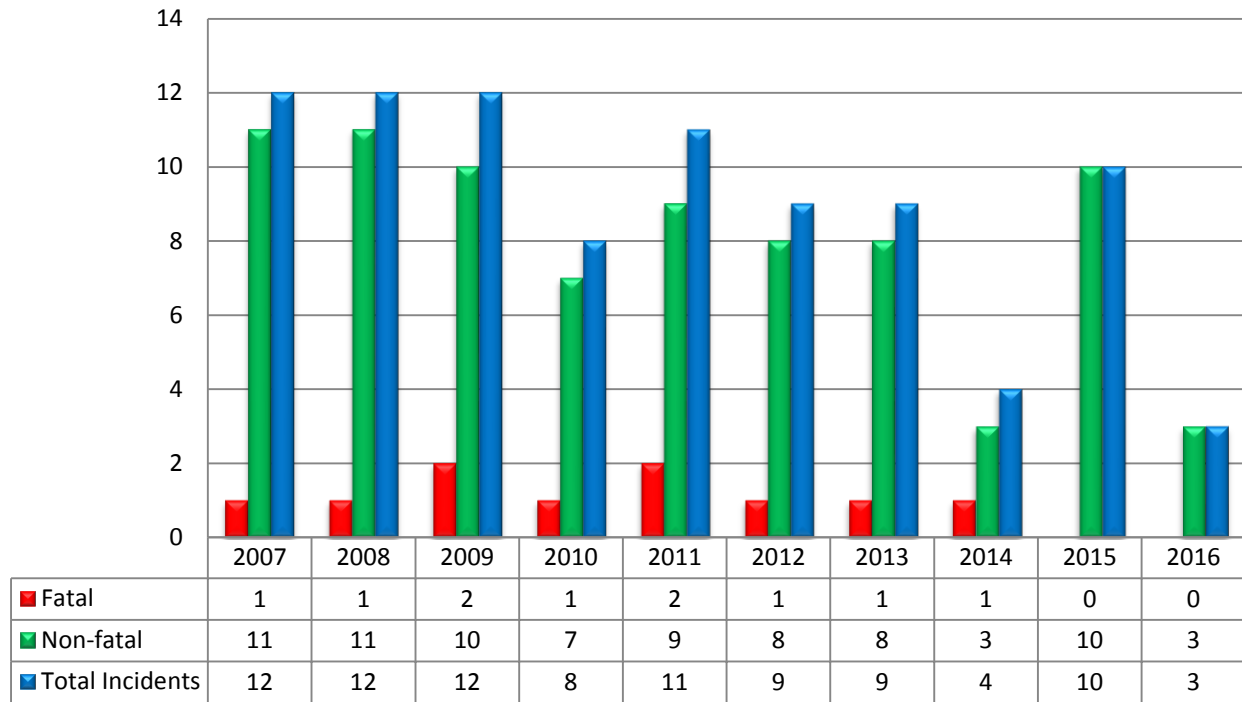
Nebraska Hunter Numbers vs. Hunting Incidents 1975-2016



5-Year Interval	Average # of Hunters Per Year	Average # of Hunting Incidents Per Year	Average # of Fatalities Per Year
75-79	176,880	22	3
80-84	178,864	17	1.5
85-89	158,412	17	1.5
90-94	169,683	14	0.6
95-99	186,567	11	1
00-04	177,002	14	0.6
05-09	173,859	10	1
10-14	177,056	8	1.2
*15-16	175,530	6	0

Although the collected data indicates some fluctuation in annual hunter numbers, the average annual number of hunters has remained relatively stable for the past 17 years, while incident numbers have steadily declined during the same period, and dramatically declined since the inception of hunter education in the mid-1970s.

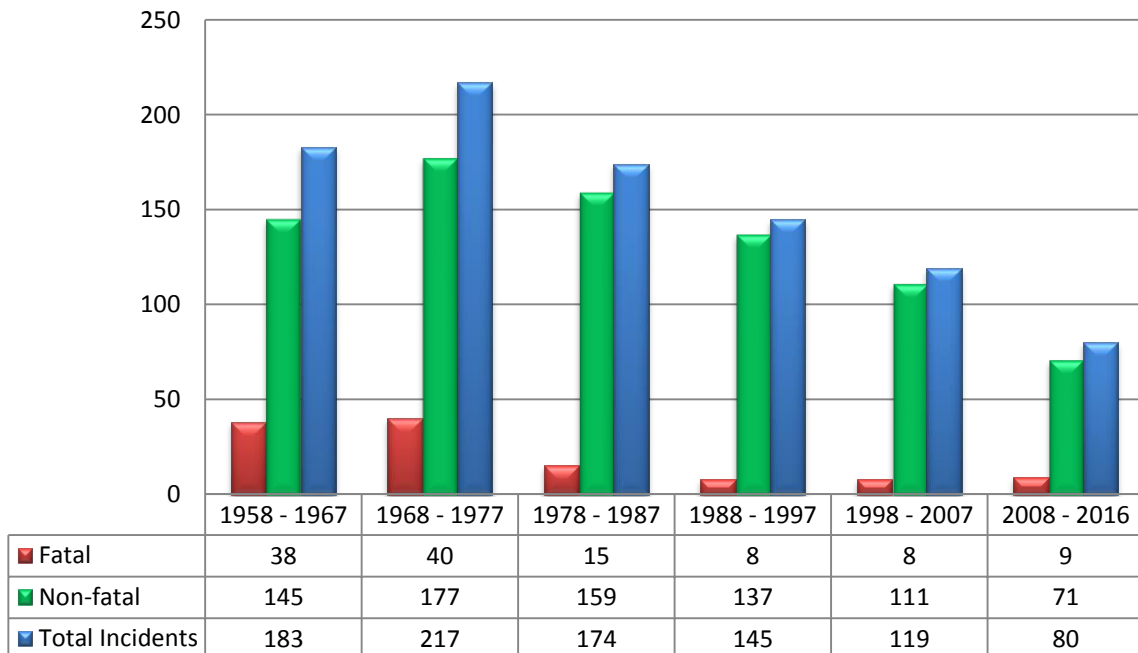
10-Year History of Nebraska Hunting Incidents



Numbers reflect incidents that meet the reporting guidelines of the International Hunter Education Association for the year reported

- Class A - when a hunter discharged a hunting implement while legally involved in hunting
- Class B - when a hunter discharged a hunting implement while illegally involved in hunting
- Class C - when a hunter fell from an elevated stand

Hunting Incidents in Nebraska Historical Summary 1958 through 2016



2016 Nebraska Hunting Incidents Categorized by Equipment Type

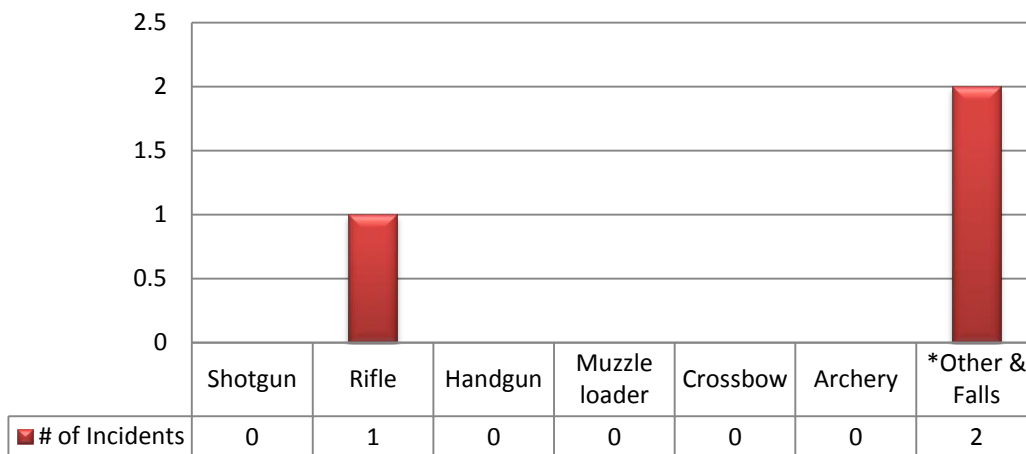
CATEGORY	# OF INCIDENTS
Discharge of a shotgun	0
Discharge of a rifle	1
Discharge of a handgun	0
Bow and arrow	0
Crossbow	0
Fall from elevated platform	1*
Other	1* ⁺

Injuries were caused by someone else in one (1) of the incidents

*Injuries were self-inflicted in two (2) incidents

*Individual stumbled/fell, became physically stuck, required extraction

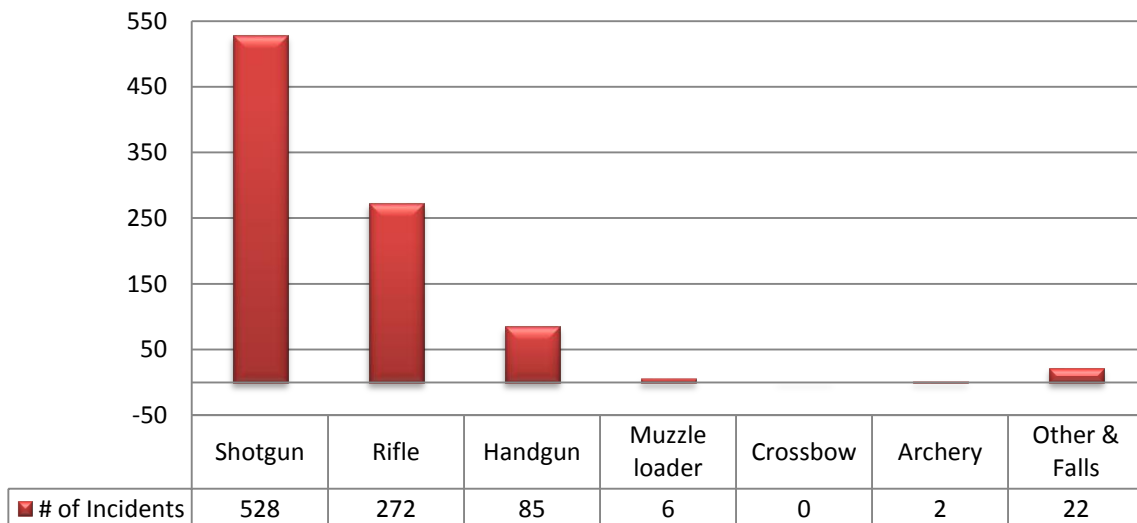
2016 Nebraska Hunting Incidents Graphed by Equipment Type



*Other & Falls = One (1) hunter stuck in a marsh and one (1) who fell from a tree stand

Type of Equipment Involved in Nebraska Hunting Incidents 1958 through 2016

(Records kept since 1958 - Mandatory Firearm Hunter Education in Nebraska since 1976)

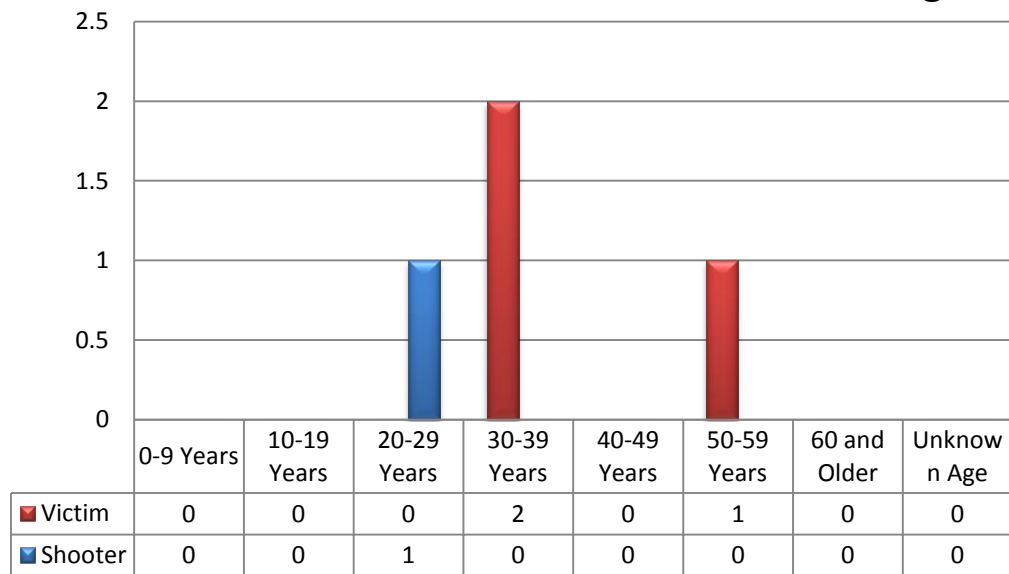


Age and Gender of Individuals Involved in 2016 Nebraska Hunting Incidents

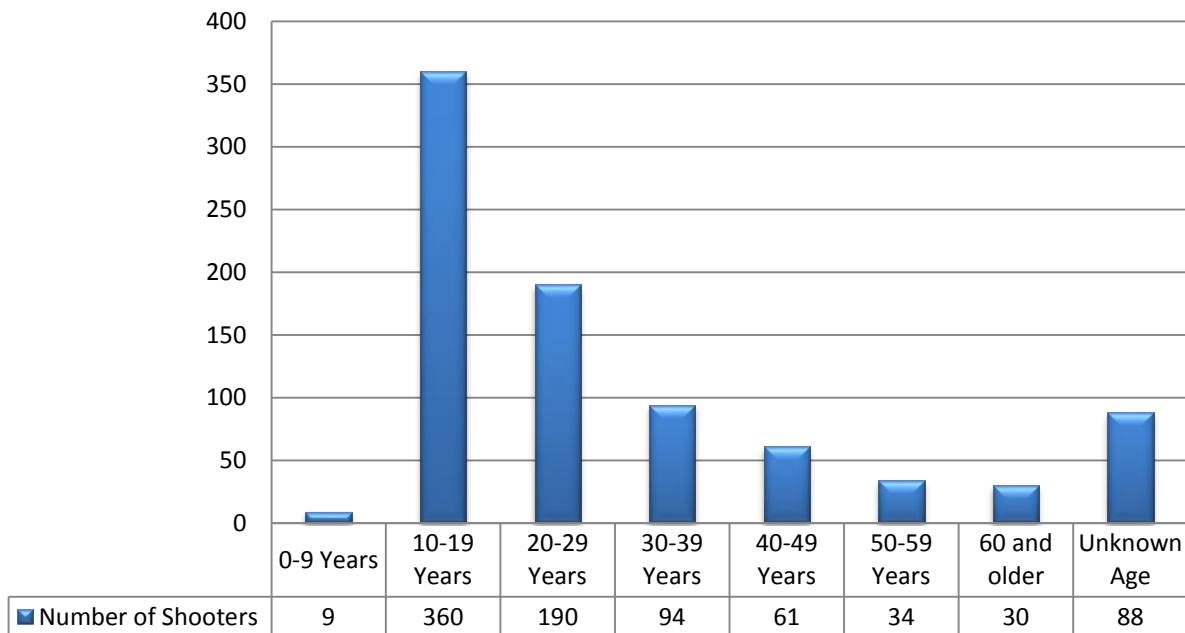
(♂ = male; ♀ = female)

AGE	SHOOTER	VICTIM	SELF-INFLICTED	FALL
0-9	0	0	0	0
10-19	0	0	0	0
20-29	1♂	0	0	0
30-39	0	1♂	0	1♂
40-49	0	0	0	0
50-59	0	0	0	1♂
60 and older	0	0	0	0
Unknown	0	0	0	0

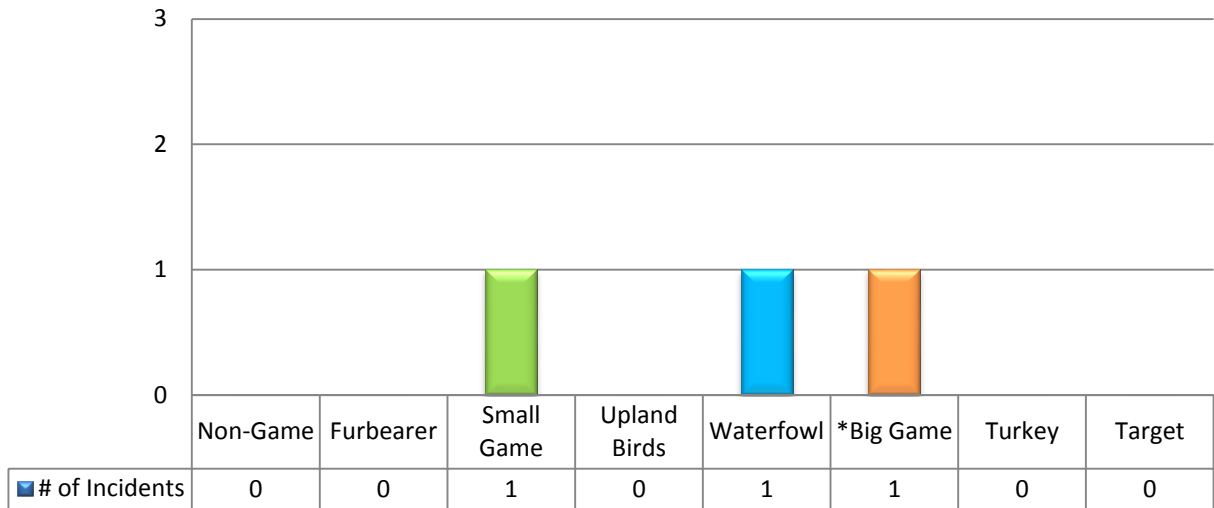
Age of Shooters and Victims Involved in 2016 Nebraska Hunting Incidents



Age of Shooter Involved in Nebraska Hunting Incidents 1958 – 2016

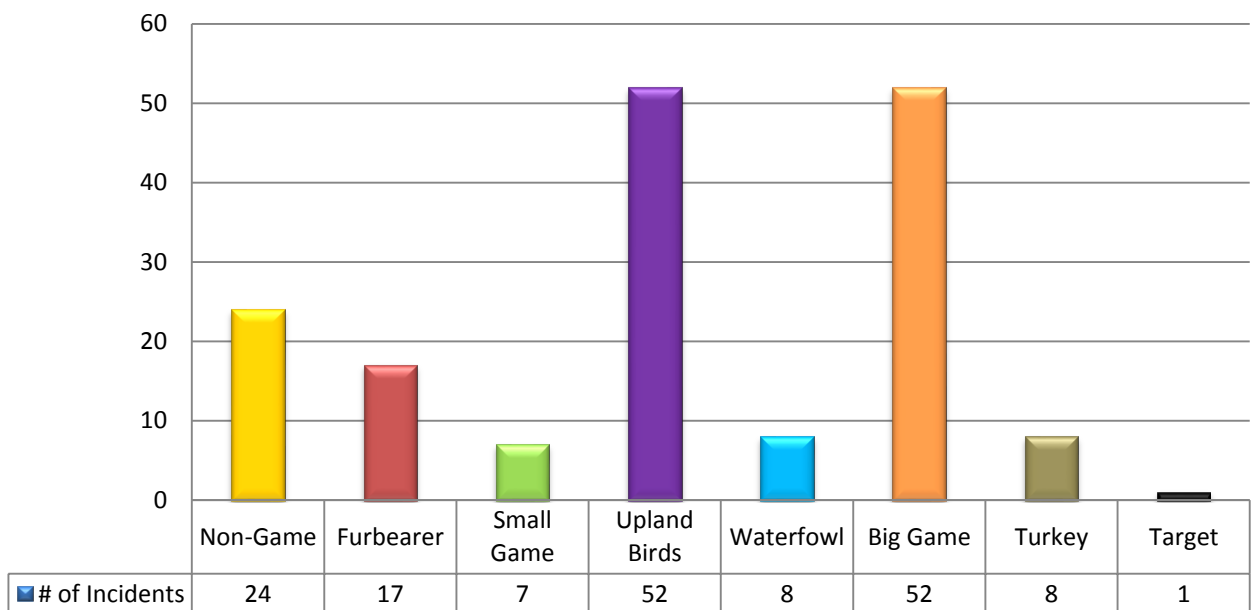


Type of Game Hunted During 2016 Nebraska Hunting Incidents



*The victim was moving a tree stand for deer hunting, but not actively hunting at the time of the incident

Type of Game Hunted During Incidents 2000 – 2016



Non-game includes all mammals and birds not listed in the hunting guide (coyote, prairie dog, porcupine, woodchuck, common pigeon, European starling, English sparrow, etc.)

Furbearer includes all animals listed as fur bearers in the hunting guide (bobcat, mink, raccoon, badger, red fox, gray fox, Virginia opossum, long-tailed weasel, striped skunk, etc.)

Small Game includes rabbits and squirrels

Upland Birds includes pheasant, quail, dove, snipe, woodcock, partridge, rail and grouse

Waterfowl includes ducks, geese and coot

Big Game includes deer, antelope, elk, mountain (bighorn) sheep and mountain lion

Turkey includes all species of wild turkey

Target includes all types of target practice and sighting in equipment

Nebraska Hunting Incident Statistical Summary

Includes all hunting incidents resulting in injury or death which meet IHEA reporting criteria –
 Compiled by the Nebraska Game and Parks Commission
 1958 through 2016

NEBRASKA HUNTING INCIDENTS	1958 - 2016	2016 Only
Fatal injury	118	0
Non-fatal injury	798	3
Self-inflicted (includes fatal and non-fatal)	360	2
Caused by someone else (includes fatal and non-fatal)	555	1
TOTAL	915	3

PRIMARY CAUSES OF INCIDENTS	1958 - 2016	2016 Only
Victim covered by shooter swinging on game	175	0
Victim out of sight of shooter	88	1
Shooter stumbled and fell	65	0
Removing or placing a firearm in to vehicle	56	0
Riding in vehicle with loaded firearm	55	0
Victim moved into line of fire	55	0
Trigger caught on an object	40	0
Victim mistaken for game	33	0
Improper crossing of fence	27	0
Defective firearm	28	0
Unloading firearm	26	0
Firearm fell from insecure rest	22	0
Loading firearm	22	0
Careless or reckless handling of firearm	16	0
Horse play with loaded firearm	22	0
Ricochet	15	0
Fall from tree stand	13	1
Using firearm as rest or brace	6	0
Other	3	1

TOTAL INCIDENTS BY AGE

	1958 – 2016 Combined		2016 Calendar Year Only	
	Shooter	Victim	Shooter	Victim
0-9 years old	9	11	0	0
10-19 years old	360	355	0	0
20-29 years old	190	184	1	0
30-39 years old	94	133	0	2
40-49 years old	61	98	0	0
50-59 years old	34	60	0	1
Over 60 years old	30	39	0	0
Age unknown	88	21	0	0