



National Archery *in the Schools* Program

2023 Nebraska - NASP – Regional & State Tournaments

Registration dates will be posted at www.OutdoorNebraska.org/NASP

Western Regional: North Platte, February 25, 2023

State Tournament: Lincoln, March 17 & 18, 2023

The Archery Way *Competing with Honesty and Integrity*

As archers, we strive to shoot our best while competing with integrity. Honesty is an expectation, sportsmanship and composure, an obligation. We encourage others and understand our responsibility to self-officiate and protect the field with an overall goal of bringing the archery way into everyday life.

Contents

- 1. **NASP® Participation** 3
 - 1.1. **Definition of NASP® School** 3
 - 1.2. **In School Requirement** 4
 - 1.3. **Divisions within NASP® Schools** 4
 - 1.4. **Homeschool** 5
 - 1.5. **Eligible grades** 5
 - 1.6. **Number of Archers Per Team** 5
 - 1.7. **Single Gender School** 5
 - 1.8. **Small School** 5
- 2. **Nebraska NASP® State and Western Regional Tournaments; Registration Protocols** 6
- 3. **Equipment** 6
 - 3.4. **Bows** 6
 - 3.5. **Arrows** 8
 - 3.6. **Accessories** 8

4.	Competitive Format	9
4.1.	Range Set-Up	9
4.2.	Whistle Signals	10
4.3.	Arrow Handling and Movement About the Range	10
4.4.	Order of Shooting	11
4.5.	Coaching	11
5.	Scoring	12
6.	Ties Breakers	14
6.1.	Individual Ties	14
6.2.	Team Ties	14
7.	Dress Code	14
8.	Sportsmanship	15
9.	Protest Procedure	15
10.	Individual Scholarship Shoot-Off	15
11.	Awards	16
12.	NASP® All-Nebraska Academic Archer Team	16

NASP® TOURNAMENT SANCTIONED RULES & PROTOCOLS

These State Rules are the governing rules for the Western Nebraska and State NASP® tournaments. Standard safety protocols and operating principals create a familiar field for NASP® students, so they are prepared and understand what is expected at each NASP® event.

New for 2023: Significant updates, changes and/or clarifications are in **yellow** highlights.

- ❓ **Special Note Concerning Distance Learning:** The school of enrollment determines a students' NASP® school. If Schools are allowing to students to participate in distance learning through online education to maintain their progress and grades, those students are still members of the school in which they are enrolled.
- ❓ Teachers/Coaches must indicate their commitment for meeting the annual in-school teaching requirement before registering archers for any NASP® tournaments. The method for agreeing to this will open on [nasptournaments.org](https://www.nasptournaments.org) on October 1st.
- ❓ Remember to enroll your student archers as Academic Archers, before **Midnight** April 1. The Academic Archer program operates by local criteria for academic recognition. Participation is a local decision and in accordance with existing local school policies.
<https://www.naspschools.org/opportunities/academic-archer>

1. NASP® Participation - All State, Provincial, and National Tournaments/Championships

To maximize the number of students who will discover their aptitude and interest for archery, NASP® is an in-school program. NASP® emphasizes team participation to maximize the number of students who will participate and to promote positive social interaction among students and faculty.

NASP® officials reserve the right to make on site determination of any situation not covered by these rules. NASP® officials decisions are final.

1.1. Definition of NASP® School: A NASP® school is one that adheres to the training, equipment, safety requirements and protocols followed by NASP®. NASP® safety protocols must be followed by all NASP® schools and teams to preserve the experience for current and future students.

- 1.1.1. School lessons must be presented by NASP® certified faculty or volunteers.
- 1.1.2. At least one coach of the team must be NASP® certified.
- 1.1.3. Only NASP® certified teachers or coaches may register student archers for tournaments.
- 1.1.4. Equipment requirements and range protocols must be followed.
 - 1.1.4.1. Only the standard Genesis™ bow & Easton 1820 arrows may be used during NASP® class or on a NASP® range.
 - 1.1.4.2. NASP® range specification and design must follow training provided in the NASP® Basic Archery Instructor's course.
 - 1.1.4.3. Failure to follow these protocols will make the school ineligible to participate in NASP® tournaments. Failure to follow safety protocols such as bows, arrows, and curtain use, may also result in de-certification of the NASP® certified teacher or coach.

- 1.2. **In School Requirement:** Every archer must attend a school that conducts NASP® lessons during normal school hours.
 - 1.2.1. NASP® lessons must be conducted as part of the in-school curriculum, a minimum of 10 hours per school, per year.
 - 1.2.2. In-school lessons are the priority in NASP®. Ideally, these lessons should be thorough enough for the student to enjoy a safe and motivational experience.
 - 1.2.3. Classroom lessons must include at least the following subject material:
 - 1.2.3.1. Determining eye dominance
 - 1.2.3.2. String Bow® used to teach Eleven Steps to Archery Success®
 - 1.2.3.3. Safety Orientation and shooting of bows and arrows on a NASP®.
 - 1.2.4. Examples of how this might occur include:
 - 1.2.4.1. At least 10, different archery classes of 1 hour each – daily for 2 weeks, twice weekly for 5 weeks, etc.
 - 1.2.4.2. 5 classes per day of 1-hour each, for 2 different days.
 - 1.2.5. When a school meets or exceeds this minimum, even if not every student in the school takes the archery class, EVERY student in the school is considered eligible for NASP® tournaments. It is expected that even those who do not take the in-school instruction, will be provided safety and shooting form instruction if they join the FOLLOW-UP archery club or team before they attend a NASP® tournament.
 - 1.2.6. Prior to participating in any NASP® competitions during a school year, the head coach for a school's team (or other coach associated with the school for tournament purposes) will be required to log in to the School Manager for the school. This coach will be required to acknowledge that they understand the in-school teaching requirement and commit to making sure that the requirement is met.
 - 1.2.7. After-school-only archery programs or clubs are ineligible.
- 1.3. **Divisions within NASP® Schools:** NASP® divisions are defined as...Elementary School division, grades 4 and 5; Middle School division, grades 6, 7 and 8; High School division, grades 9, 10, 11 and 12.
 - 1.3.1. If schools have similar names but are at separate address such as the 'North Middle School and North Elementary School' even if in the same district, they are separate schools and may not mingle shooters on teams.
 - 1.3.1.1. Except: If elementary grades (4th & 5th) are not in the same school the schools where the two grades are found may combine students to form elementary teams if both are NASP® schools. Example: this could be a school with K-4 and a school combining with a 5-8 or 5-12 school.
 - 1.3.1.2. Except: If middle school grades (6-8) are not in the same school the schools where the three grades are found may combine students to form middle school teams if both are NASP® schools. Example: this could be a K-6 school combining with a 7-8 or 7-12 school.
 - 1.3.1.3. Except: If high school grades (9-12) are not in the same school the schools where the four grades are found may combine students to form high school teams if both are NASP® schools. Example: this could be a school with 9-10 combining with an 11-12 school.
 - 1.3.1.4. Where divisions are split between schools the enrollment numbers of both schools apply to eligibility of the small school rule.

- 1.4. **Homeschool:** A student who is attending homeschool may participate.
 - 1.4.1. if the homeschool has enrolled in NASP® and provides NASP® archery lessons by a NASP® certified instructor and meets the requirements of 1.2 above. This also applies to other schools that are without buildings or campuses, such as homeschool groups, online or “virtual” schools.
 - 1.4.2. If a homeschooled student receives in-school NASP® lessons by attending classes at a NASP® public or private school, in accordance with sections 1.1. and 1.2., that student must participate for the school where he/she receives NASP® lessons.
- 1.5. **Eligible grades:** Only students who are in grades 4-12 may participate.
 - 1.5.1. A student at a NASP® school who has graduated early during the current school year may, at the discretion of the school Principal, participate.
 - 1.5.2. A student who no longer attends a NASP® school due to having moved, being promoted, etc. is ineligible to participate until/unless the student’s new school joins NASP® and may then only represent their NEW school.
- 1.6. **Number of archers per team:** NASP® archery teams must contain 12-24 students, at least 4 of which must be of the opposite gender.
- 1.7. **Single Gender School:** If a school is single gender school, the school shall compete as a single-gender-only school unless eligible to combine with another school under the small school rule (section 1.8). The coach should contact the State Coordinator for their state to set the single gender indicator for the school. Once set, the team score for the school/division is determined by summing the top 12 scores for the team with no consideration of gender.
- 1.8. **Small School:** If a competitive division within a NASP® school (Elementary 4th–5th, Middle 6th- 8th, or High 9th–12th) has a total student enrollment of less than 150 students, the team for that division may add students from another competitive division within their school or from a competitive division at another NASP® participating school in the same city, county, or school district.
 - 1.8.1. A competitive division within a school with 150 students (or more) enrolled may not add archers to their team from another school or division.
 - 1.8.2. If a student shoots up for a higher division team (as allowed by 1.8. above), that student will be competing for team rank in that older division but retain individual rank according to the archer’s actual grade.
 - 1.8.3. Unless utilizing this “small school rule”, students may only shoot on a team at the NASP® school they attend (are enrolled in).
 - 1.8.4. A request to “shoot-up” must be submitted in advance to the state/provincial coordinator and must include school enrollment numbers by grade for all schools involved to be approved.
- 1.9. NASP® is a school program. If a school administration deems a student unsuited to represent the school, NASP® will abide by the decision. Ineligibility generally occurs when a student has been disciplined or for academic reasons.
- 1.10. If a student archer is disqualified for cheating at a local or regional tournament, the student is ineligible to participate in any NASP® competition until such time the student has regained good standing. The NASP® coordinator would alert the national office of such disqualification.

2. Nebraska NASP® State and Western Regional Tournaments; Registration Protocols.

- 2.1. Nebraska State Tournament is open to all Nebraska students attending a Nebraska school, or homeschool, that meet the requirements in 1.0. to 1.10.
- 2.2. Western Nebraska Regional Tournament is open to all students attending a school, or homeschool, that meet the requirements in 1.0. to 1.10.
- 2.3. Registration of archers/teams will be completed by an Active NASP® certified instructor (BAI or higher) using the online system to select Flight times and designate Academic Archers.
 - 2.3.1. Link to online registration system can be found at www.OutdoorNebraska.org/NASP
 - 2.3.2. Registration of archers for either Tournament must be conducted during the Registration window for that tournament.
 - 2.3.3. Online entry of archers, and Academic Archer designation, using online system is allowed during the Pre-Registration period.
 - 2.3.4. Space in Flights are limited and reserved in a first-come-first-served basis. Early registration is encouraged to secure preferred Flights times.
- 2.4. Registration fee for participation in either tournament is \$15 per student archer.
 - 2.4.1. Fee includes participation pin and any earned trophies and/or recognition items.

3. Equipment - Only equipment specified for use in NASP® may be used in the tournament.

NASP® equipment has been selected to be as universal-fit as possible to make administration of the program suitable for in-school teaching. Tournaments follow in-school program design as closely as practical.

- 3.1. At tournament officials' discretion, any bow, arrow, or accessory may be subjected to complete inspection at any time. Anyone found using disallowed equipment or modifications will forfeit awards and be disqualified. Disqualification may affect their team's rank.
- 3.2. If after the 10-meter practice end begins an archer is found to be using disallowed equipment, the archer is subject to disqualification. Archers are to be at their assigned area 15 minutes prior to their flight times, with their equipment ready

3.3. Bows:

- 3.3.1. Only the stock (original) unmodified Genesis™ bow approved for NASP® may be used, except for the allowances described below.
- 3.3.2. When called by the announcer archers will place bows on racks. The bow must remain on the range unless a repair is needed and approved by a lane official.
- 3.3.3. The Genesis Mini, Pro, and GenX are disallowed for use in NASP®.
- 3.3.4. The bow's axle-to-axle length, measured from the center of each axle, must be no shorter than 35.25".
- 3.3.5. The bow's grip must be in place and unmodified. Changing the shape by removing material or adding material, including tape would be a disallowed modification. The grip may be painted for personalization. However, paint used must be "color only". The use of paint with added texture material or paint that dries with a multi-texture finish (including but not limited to those designed as bed liner material) is disallowed.
- 3.3.6. Only tied on or heat shrink nock locators may be used
 - 3.3.6.1. There may be up to one nock locator above and below the arrow nock.

- 3.3.6.2. If using two nock locators, the gap between them must be $\leq 1-1.5$ nock widths. The archer must nock the arrow between the 2 nock locators.



**If 2 nocking points,
the arrow nock
must be placed
between them.**

- 3.3.6.3. If using one nock locator, the archer must nock the arrow below and touching the nock.
- 3.3.6.4. If desired, a tied-on nock locator may be used directly above and against the original shrink tube locator that comes on the bow to maintain its position, as a quick or temporary fix.
- 3.3.6.5. Brass nock locators are prohibited for safety reasons.
- 3.3.7. The bow must be sight and sight-mark free.
- 3.3.7.1. Tape, paint, or “sharpie” to cover sight marks will be applied to the face of the sight window at a point starting at the top of the bow’s grip and running at least 6” up the face of the sight window towards the top limb. Any tape used must be a single piece of tape applied vertically and shall not be wrapped around the sight window.
- 3.3.7.2. Camouflage bows may be used, but the face of the sight window must be covered to prevent camouflage lines serving as sight marks.
- 3.3.7.3. Any tape or paint used to cover sight marks must remain throughout the competition.
- 3.3.7.3.1. Archers and coaches should comply with this rule before their flight time.
- 3.3.7.3.2. If sight marks are discovered the archer or coach will be asked to cover them.
- 3.3.8. The outside and inside of the sight window must be kept free of any raised edges, such as tape, stickers, decals or logos.
- 3.3.9. The bow must be free of draw stops or stabilizers.
- 3.3.10. The bowstring and cables may be 'after-market' but of the same approximate length.
- 3.3.11. The standard cable guard, cable guard slide (black only), wheel, cam, bearings, riser, and limbs must be original (or original factory replacement) and unmodified, other than the few allowances stated within Section 3.
- 3.3.12. A bow may have the Morrell Manufacturing draw weight gauge mounted on the riser, for determining turns of limb bolts for draw weight setting.



- 3.3.13. A bow may be personalized by painting, stickers, et cetera, but without sight-marks.
- 3.3.13.1. Temporarily attaching carabineers or other devices to the bow during any flight is prohibited.
- 3.3.13.2. Wrapping anything around both limbs to “join them” is disallowed.
- 3.3.14. The arrow rest must be the standard NASP® flipper rest that comes on the Genesis™ bow. The rest arm that is missing the sleeve or bent is acceptable. The sleeve may be original, absent, or replaced with heat shrink tubing similar to the original rest arm sleeve.
- 3.3.15. The bow's draw weight must remain unchanged throughout the flight after the 1st scored arrow is shot at 10 meters.
- 3.3.16. Except for malfunction, bows must remain downrange of the waiting line once shooting begins.
- 3.3.17. Except for major malfunction the same bow must be used throughout the competition.

3.3.18. A non-compliant bow will be removed from the competition until it is restored to a compliant condition by the head coach. This must be completed before that archer begins or resumes competition.

3.3.19. Coaches should be prepared to complete timely repairs if necessary (spare arrow rest, serving material or spare bow). The tournament will remain on schedule.

3.4. **Arrows:** Only the original Easton aluminum 1820 arrows approved for NASP® may be used.

3.4.1. The length of the arrow shaft must be the standard NASP® length.

3.4.2. A readily accessible supply of replacement arrows must be on hand. Once the flight begins all arrows will remain forward of the waiting line unless being replaced.

3.4.3. Arrow nocks must be the Easton N nocks currently used by Easton in the production of the 1820 aluminum Genesis arrows.

3.4.4. Arrow points must be the NASP® standard; glue-in, cone shaped and weighing 60 grains.

3.4.5. Arrow vanes must be 3 soft plastic, 2.5-3.0" long and between .4-.6" in height and attached to the shaft or wrap with a straight offset of approximately 1.5 degrees. Vanes may be of any brand or shape but must be within the listed dimensions (New Archery Products NASP® SPEEDFLETCH is also permitted for use).

3.4.6. Archers must be able to identify their personal arrows

3.4.7. The arrow shaft may be marked, crested, wrapped*, or taped above the mid-point (towards the nock) for identification. The crest (NASP-Genesis label) must remain visible and readable.

3.4.8. Archers/schools are expected to provide their own arrows at Nebraska Regional & State Tournaments

*An arrow wrap is a small piece of unweighted self-adhesive vinyl that is wrapped around the rear of the arrow to coat the shaft in a very low weight plastic

3.5. **Accessories:** Very few accessories are allowed in NASP®.

3.5.1. Archers may wear finger tabs (free of metal or rigid plastic), tape, or gloves to protect draw-hand fingers. This includes "5-finger" gloves like golf and batting gloves. Unmodified golf or batting gloves may also be worn on the bow hand. Finger tabs designed for anything other than finger protection, including markings, are disallowed.

3.5.2. Finger protection devices similar to the "No Glove" and devices made by other manufactures may be placed on the bowstring, but these must be without locator buttons (also known as kisser buttons) discs or aiming aids.

3.5.3. Heat shrink tubing may be placed on the bowstring to reduce finger strain, but the tubing must cover the entire center serving above and below the nock locator(s).

3.5.4. Archers may wear arm guards and chest protectors.

3.5.5. Archers may wear eye patches, glasses, or tape on glasses.

3.5.6. Finger or wrist slings are allowed. **Chain or cable may not be used as wrist slings.**

3.5.6.1. Wrist slings may be attached with standard bolt (one inch or less in length) with a head size not to exceed 1/2" X 1/2" (one-half inch thick, one-half inch wide).

3.5.6.2. Any yoke, mounts or brackets used for a wrist sling must be non-rigid (flexible).

3.5.6.3. Leather "yoke" may be used to attach the sling to the bow.

3.5.6.4. Wrist slings may be tied around the riser or through the hole in riser just below the grip.

3.5.6.5. Finger slings are only to be put in place once the one (1) whistle command to shoot is provided.

3.5.7. Mechanical release aids **or devices designed to hold the bow at full draw** are prohibited.

3.5.8. Archers must be able to draw, hold and release the bow string on their own.

3.5.9. The bow must remain free of any devices designed to dampen vibration.

3.5.10. Potential special allowances for physically challenged archers are evaluated on a case-by-case basis. While participation by the challenged archer is important, other competitors must not be negatively impacted. Commonly approved allowances include.

3.5.10.1. Wheelchairs are permitted if needed.

3.5.10.2. In the case of hearing or visually impaired archers, a coach or parent may provide assistance at the shooting line. A lane official must be alerted before shooting begins.

3.5.10.3. Mouth tabs are permitted for archers whose physical challenges make drawing the bowstring impossible.

3.5.10.4. Archers who use crutches may shoot from a chair or have coach assistance to stand.

3.6. At official discretion, any bow, arrow, or accessory may be subjected to inspection, including dismantling and weighing. Anyone found using disallowed equipment or modifications will forfeit awards and be disqualified. Disqualification may affect their team's rank.

4. Competitive Format

NASP® competitions are designed to be extensions of the in-school curriculum. Tournaments emphasize safety, sportsmanship, and indoor application.

4.1. Range Set-Up:

4.1.1. Target butts will be placed directly on the floor similar to the height of school butts.

4.1.2. Target faces will be placed on the target butts so that the bottom edge is touching the floor or as close to the floor as possible.

4.1.3. Targets faces will be NASP® 80 cm FITA face with 10 scoring rings.

4.1.4. The target line will be approximately 2 yards or meters from the target butts.

4.1.5. There will be 10-meter (32' 10") and 15-meter (49' 2") shooting lines.

4.1.6. The waiting line will be at least 4-5 yards or meters beyond the 15-meter shooting line.

4.1.7. Spectator seating will be placed as close as possible behind the waiting line.

4.1.8. Shooting lines will support 5-foot-wide shooting lanes accommodating 2 archers per lane.

4.1.8.1. The shooter's label will indicate with "Left" or "Right" which half of the 5' wide shooting lane each archer is assigned.

4.1.8.1.1. Crowding across the middle of the lane is considered unsportsmanlike conduct.

4.1.8.1.2. Placement of any items or marks on the floor or target as a reference or aiming point is prohibited.

4.1.8.2. Shooters occupying a lane will be from different schools where possible.

4.1.8.3. Coaches assigned to a group of lanes for their team can move archers within their assigned lanes if needed. But must indicate a lane change on the score cards. Archer must still occupy the same side (L or R) of the lane as was assigned to the team and each lane should still have archers from two different schools.

4.1.8.4. Solo shooters will be combined where possible to promote integrity.

4.2. Whistle Signals: NASP® whistle commands will be used to operate the range.

4.2.1. 5+ whistles for an emergency.

4.2.2. 2 whistles to 'get bow'.

4.2.3. 1 whistle to 'shoot'.

4.2.4. 3 whistles to 'go get arrows'.

4.3. Arrow Handling and Movement About the Range: NASP® safety rules must be followed.

4.3.1. Archers must walk when moving about the range.

4.3.2. Archers must have one foot on each side of the shooting line with 'bows on toes' before shooting begins.

4.3.3. While shooting, the archer must straddle the shooting line with the non-target foot behind the back edge of the shooting line. NO PART of the shooting line will be covered by the archer's foot.

4.3.4. The tournament-provided arrow quiver must be placed ON the shooting line in FRONT of the archer.

4.3.5. Shooter and quiver must remain in each archer's half of the assigned lane when on the shooting line. No part of the archers' body or the quiver may cover, or be past, their lane marks.






Archers must remain entirely within their half of the lane.

4.3.5.1. Crowding across the middle of the lane, or into an adjacent lane, is unsportsmanlike conduct.

4.3.5.2. Crowding is defined as any part of the archer's body or equipment extending past the 30-inch area assigned to the archer.

4.3.5.3. The quiver must remain on the shooting line and within 30-inch area assigned to the archer.



4.3.6. While both archers may approach the target when scoring, only one archer may remain at the targets when arrows are pulled. The other archer must be safely behind the target line while arrows are being pulled from the target.



When pulling arrows, only one archer may be forward of the Target Line. All archers must remain standing.

4.3.7. Archers must remain on their feet (standing) and off their knees when pulling arrows.

4.3.8. Arrow points must be covered with one hand and shafts grasped below the vanes with the other hand when walking with arrows.

4.4. Order of Shooting:

- 4.4.1. The archer must nock, pre-draw, draw and aim in a manner that keeps the arrow pointed safely towards the target throughout the process. (below the top of the backstop curtain, and away from the floor).
- 4.4.2. Archers will shoot one practice end of 5 arrows and 3 scoring ends of 5 arrows at 10 meters.
- 4.4.3. Archers will shoot one practice end of 5 arrows and 3 scoring ends of 5 arrows at 15 meters.
- 4.4.4. Archers will have 2 minutes to shoot each 5-arrow end.
- 4.4.5. Dropped arrows will be left on the floor and replaced by a range official.
- 4.4.6. An arrow that bounces off the target may be shot again as instructed by range officials. Except for practice ends.
- 4.4.7. Replacement arrows will only be provided for bounce outs on scoring ends. Practice bounce outs will remain as shot.
- 4.4.8. An arrow that crosses the target line is considered a shot arrow.
- 4.4.9. If the archer's draw weight and draw length aren't sufficient to perform on par with other archers in the tournament the archer may be removed. Shot arrows that fail to reach or stick in the target butts are symptomatic of insufficient performance.
- 4.4.10. After shooting the last arrow the archer must immediately leave the shooting line, rack the bow, and return behind the waiting line. This is NASP®-specific range management protocol.
- 4.4.11. If an archer fails to shoot all 5 arrows, and returns behind the waiting line, remaining arrows will be scored as zeros.
- 4.4.12. Lost vane, arrow rest damage or failure, broken nock - if any occur during the release of an arrow and that arrow makes it to the target line and doesn't bounce off the target, it is a shot arrow.


4.5. Coaching:

- 4.5.1. A team shall have no more than 3 coaches in Coaches Alley during the flight. Individual groups may have 1 coach in Coaches Alley.
 - 4.5.1.1. Any coach in Coaches Alley must have a green coach's wrist band to clearly identifying them as a NASP® coach.
 - 4.5.1.2. At least one coach must be immediately available and located with his or her team lanes while the team is shooting in case they are needed. Coaches must display positive sportsmanship while in this alley.
- 4.5.2. Coaches of special needs archers may be allowed (with prior approval of range officials) to stand with the archer on the shooting line. However, they must do so safely and without distracting the other archers.
- 4.5.3. Coaches must withhold coaching and communication with their archer while the archer is on the shooting line. Such communication may only take place when the archer is up range of the waiting line

5. Scoring:

- 5.1. Only archers and tournament officials will be allowed downrange of the waiting line.
- 5.2. All arrows should be scored before any arrow or the target's face is touched.
 - 5.2.1. Moving the target face to affect an arrow's score is a violation of 5.2.
 - 5.2.2. Moving or pushing an arrow into the target face to affect an arrow's score violates 5.2.
- 5.3. Beginning in the center of the target, scoring rings are 10, 9, 8, 7, 6, 5, 4, 3, 2, & 1.
 - 5.3.1. An arrow **shaft** touching a scoring ring line is awarded the higher point value. In the picture below the gold arrow is scored a 10 because the shaft touches the line. The black arrow is a 9 because the shaft does not touch the scoring line, only the hole made by the shaft touches.

**The blue shaft is a "9".
The gold shaft is a "10".**



- 5.3.2. An arrow outside all scoring rings is awarded '0' points.
- 5.3.3. If the target face is so shoot up that the scoring ring cannot be determined, even by the lane official, the target face should be changed.



**This target face should be
changed.**

- 5.3.4. The 'X' ring in the center of the 10 is simply scored as a 10.
- 5.3.5. An arrow that 'robin-hoods' (sticks in the back of another arrow) receives the value of the arrow in the target.
- 5.3.6. An arrow that deflects off another arrow and sticks in the target is scored where it sticks.
- 5.3.7. An arrow that deflects off another arrow and fails to stick in the target is treated as a bounce out.
- 5.3.8. An arrow that skips off the floor and imbeds in the target is scored where it sticks.
- 5.3.9. An arrow that skips off the floor and bounces off the target is treated as a bounce out.
- 5.3.10. An arrow that sticks in the target but falls completely out as shooting continues is treated as a bounce-out and a replacement arrow may be shot.

- 5.4. Scannable (bubble-type) scorecards will be used. Archers should practice with this type of scorecard before coming to the tournament. [CLICK HERE](#) for a practice scorecard.
- 5.5. Both archers' scorecards will be on the same score board.
 - 5.5.1. The score board will be placed on the target line, anywhere within the archers' lane.
- 5.6. Both archers will walk to the target line in their lane to record arrow scores.
 - 5.6.1. One or both archers may approach the target face to score arrows.
 - 5.6.2. **OFFICIAL SCORING PROTOCOL:** One archer will CALL and BUBBLE the other archer's arrows.
 - 5.6.2.1. The scorecard has a "Check-Box" to the right of each 5-arrow end.
 - 5.6.2.1.1. The archer should check this box indicating he or she has examined each 5-arrow end to make sure the score has been correctly entered.
 - 5.6.2.1.2. Also check to assure that ALL ARROW VALUES are bubbled.
 - 5.6.3. Then the archers will reverse roles.
 - 5.6.4. If archers cannot agree on an arrow's score, a range official must be asked for the final decision.
 - 5.6.5. Only range officials may have erasers on the range. If the archer needs a score erased, the official will perform the task. The lane official will document such action on the back of the scorecard.
 - 5.6.6. After both archers are satisfied that arrow values have been accurately recorded, scores are considered final.
 - 5.6.7. Once scores are final arrows may be pulled in accordance with rule 4.3.6.
 - 5.6.8. At the conclusion of the flight both archers must sign the scorecard.
 - 5.6.8.1. If an archer fails to sign his/her scorecard, the scorecard will be considered approved and final.
 - 5.6.8.2. The archer represented by the unsigned scorecard will not be disqualified for neglecting to sign.
- 5.7. Scorecard deficiencies may be found in the scoring room:
 - 5.7.1. Scorecard has more than one value on a scoring line. The higher value will be erased.
 - 5.7.2. Scorecard has more than one value on a scoring line but there is a blank line among the 5 scoring lines. One of the double values will be moved to the blank line.
 - 5.7.3. A scoring line is blank. Except in 5.7.2 above, the blank line will be scored zero.
- 5.8. An archer's score may only be counted for a single team. The score will also be used to determine the archer's individual placement.
- 5.9. Range officials will gather signed scorecards after each flight at the target.
- 5.10. Disqualification may occur if an archer takes the scorecard up-range of the 10-meter shooting line or to the coach or other unofficial person(s).
- 5.11. If an archer observes another recording a false score, a range official **must** be alerted.
- 5.12. Summation of the team's highest 12 individual scores, with at least 4 of both genders, will comprise the team score. For single gender schools, all 12 individual scores will be from a single gender.

6. Tie Breakers:

6.1. Individual Ties:

- 6.1.1. First by the computer by comparing total score, then # of 10's, 9's, 8's, and so on.
- 6.1.2. If ties remain, only those individuals tied for overall female and overall male archers will shoot-off to break the ties (this includes ties for overall runner-up). All other ties will remain and will receive duplicate awards.
- 6.1.3. Overall and runner-up female and male individual ties will be broken with a shoot-off that will take place prior to the awards ceremony. KEEP YOUR BOW NEAR BY! Archers absent for tie breaking will be awarded the lower rank.
- 6.1.4. The shoot-off will consist of:
 - 6.1.4.1. A 5-arrow warm-up end at 15 meters.
 - 6.1.4.2. Then a 5-arrow end competitive/scoring end at 15 meters.
 - 6.1.4.3. If the tie persists, a single arrow shot from 15 meters, closest to the middle of the target's center will break the tie.

6.2. Team Ties:

- 6.2.1. Team ties, if they occur, will be broken.
- 6.2.2. First by the computer by comparing total score, then # of 10's, 9's, 8's, and so on.
- 6.2.3. If necessary tied teams will select one male and one female archer from their teams.
 - 6.2.3.1. These two archers from each team will shoot a 5-arrow warm-up end at 15 meters and then a 5-arrow scoring end at 15 meters.
 - 6.2.3.2. Combined scores of both boy and girl team members will be compared to break the tie.
 - 6.2.3.3. If the tie persists both the boy and girl from each team will shoot a single arrow at the same target. The arrow closest to the center of the target will win the tie.

7. Dress Code: NASP® tournaments are an extension of the in-school educational experience.

- 7.1. It is important that students remain safe and comfortable. Therefore, all student archers must wear close-toed shoes. (Bare feet and sandals are disallowed)
- 7.2. All coaches should make sure their student archers adhere to their school's dress code at the tournament except for the total ban of open-toed shoes above in 7.1.
 - 7.2.1. It is the coaches and archers' responsibility to keep everything out of the path of the bow string. Loose clothing, hair, jewelry (including facial jewelry) may pose a risk to the archer and those around them.
- 7.3. Use of personal music playing devices, ear buds and headphones are prohibited on the range.
 - 7.3.1. Ear plugs to block distractions are permitted as long as the archer remains able to hear and follow range commands.
 - 7.3.2. Ear plugs must be free of any strings or wires.
- 7.4. Archers cell phones must be silenced during their competitive flight. Also, all communication via the phone must be suspended during their flight.

8. Sportsmanship: Archers, coaches, volunteers, and spectators are expected to respect others. Acts of unsportsmanlike conduct will result in disqualification and or removal from the event. These are a few examples of unsportsmanlike conduct.

8.1. Purposefully disturbing another archer with excessive touching or talking.

8.2. Failure to follow lane official direction.

8.3. Physical or verbal abuse of any person at the event.

8.4. Attempts to cheat include:

8.4.1. Using disallowed equipment.

8.4.2. Improper call-out of arrow value.

8.4.3. Improper or failure in bubbling of arrow value.

8.4.4. Erasure of anything on the scorecard. Only lane officials may use erasers.

8.5. Behavior considered disruptive, unsafe, offensive, or otherwise inappropriate may result in disqualification and or expulsion of the archer, coach, and observers. Examples include:

8.5.1. Intentional or repeated bumping of another archer or archer's bow.

8.5.2. Encroaching beyond the archer's assigned half of the 30" in the shooting lane.

8.5.3. Ignoring the L vs. R assignment in the shooting lane.

8.5.4. Vulgar or otherwise offensive language used while shooting or on shirts or banners.

8.6. The use or possession of drones or other flying devices is prohibited at all NASP® events. Rare use may be granted to select media outlets through advanced application to NASP® officials.

9. Protest Procedure:

9.1. Coaches may visit the Coaches Review area following the conclusion of each flight.

9.2. Only the officially registered coach of the team or individual may register a protest.

9.3. The scoring area team leader must receive any protest within 45 minutes following flight conclusion.

9.4. Protests may concern an archer or team score or equipment compliance.

9.5. Video or other photographic evidence regarding the protest will not be considered.

9.6. Rule clarification or suggestions may be provided by going to "Contact" at: www.naspschools.org

10. Individual Scholarship Shoot-Out

10.1. Participants in the State Tournament will have the opportunity to qualify for the Nebraska Archery Endowment (NAE) Scholarship Shoot-Out, which takes places at the State Tournament.

10.2. Top eight (8) male and top eight (8) archers, based on state tournament scores will qualify for the NAE Scholarship Shoot-Out, regardless of age or division.

10.3. Qualifying individuals will be announced following the Coaches Review of the final flight.

10.4. Scholarship awards will be:

10.4.1. 1st Place Female & Male: \$2,000 each

10.4.2. 2nd Place Female & Male: \$1,000 each

10.4.3. 3rd Place Female & Male: \$500 each

10.5. The Scholarship Shoot-Out will follow the format as described in the current NAE Scholarship Shoot-Out guidelines

11. Awards

- 11.1. One team trophy will be awarded to the 1st, 2nd, and 3rd place teams in each of the three divisions.
- 11.2. Individual awards will be presented to the 1st - 5th place males & females in each of the three divisions.
- 11.3. Individual awards will be presented to the top Overall male & female.
- 11.4. All archers may receive a pin recognizing their participation in the tournament.
- 11.5. Tournament participants scoring within the levels of the Nebraska Archer Recognition Program shall receive that recognition-level pin. These pins will be awarded after the tournament event.

12. NASP® All-Nebraska Academic Archer Team:

- 12.1. The top 24 state tournament scoring archers in any division, who are registered with NASP® as Academic Archers, will be named to the NASP® All-Nebraska Academic Archer Team”.
- 12.2. Archer’s are registered by their teacher and/or coach according to criteria provided on the NASP® website.
- 12.3. Academic Archers must be registered during the registration window and prior to the tournament, each year, to be eligible for this honor.