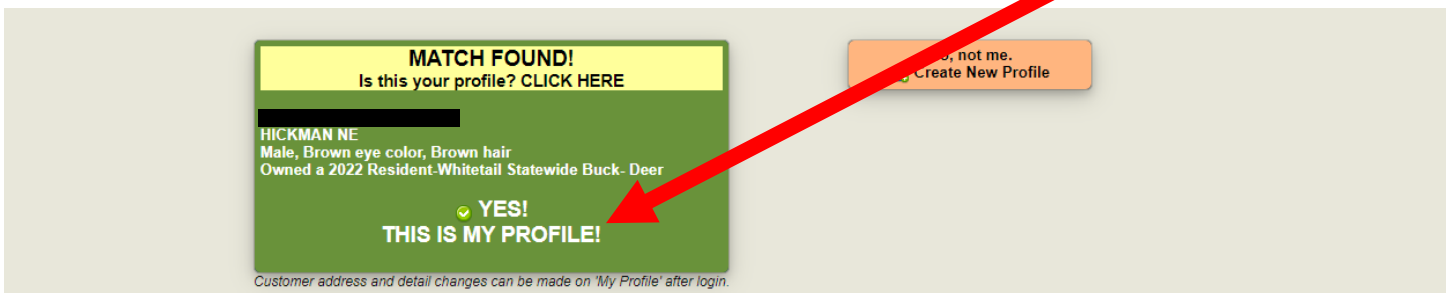


HOW TO ACCESS YOUR PERMANENT NEBRASKA HUNTER EDUCATION CERTIFICATE


1. On a computer, tablet or mobile phone, go to: <https://ngpc-home.ne.gov/>.
2. Enter your last name, date of birth and last 4 digits of your social security number. Then, click the blue “Login or Create New Profile” button.



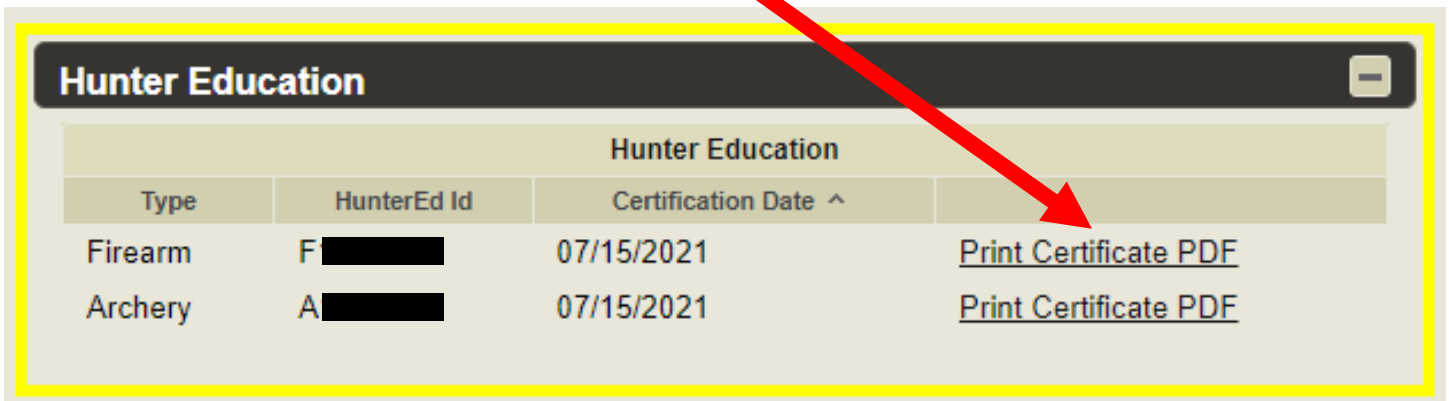
3. Confirm the record found is correct. Click the green “YES! THIS IS MY PROFILE” button.



4. Click the blue “Hunter Ed” button.



5. Scroll down to the “Hunter Education” section highlighted in yellow. To download, save and print your permanent archery and/or firearm hunter education certificate, click “[Print Certificate PDF](#)”.



Hunter Education			
Type	HunterEd Id	Certification Date ^	
Firearm	F [REDACTED]	07/15/2021	Print Certificate PDF
Archery	A [REDACTED]	07/15/2021	Print Certificate PDF

STILL NOT ABLE TO LOCATE YOUR NEBRASKA HUNTER EDUCATION CERTIFICATE?

- If you *recently* completed an in-person Hunt Safe Session, Firearm or Bowhunter Education course in Nebraska, wait 24-48 hours from the Monday after the last class and check your [Nebraska Game and Parks permit account](#) again to access your permanent certificate.
- If you *recently* completed the Nebraska Online Firearm and Bowhunter Combination course or Online Course for Bowhunter Education, wait 24-48 hours and check your [Nebraska Game and Parks permit account](#) again to access your permanent certificate.
- If you completed the Hunter Education course in another state, you will have to contact that [state’s fish and wildlife agency](#) for your permanent certificate.
- If none of the above scenarios apply, please contact us by phone or the question form below.

Contact Us

402-471-0641

[Question Form](#)