



Nebraska 2015 Fall Turkey Hunter Survey Results

Introduction

At the end of each turkey season, the Nebraska Game & Parks Commission surveys hunters to estimate harvest, effort, and hunter satisfaction. For the Fall 2015 wild turkey season, 9,744 permits were sold, a 4.2% decline from the 10,175 permits sold for the fall 2014 season. Of the permits sold for the 2015 fall season, 1,896 (19.5%) were \$5.00 Youth permits. The remaining 7,848 were regular permits (80.5%). Of the 1,896 permits that were \$5.00 youth permits, 277 were purchased by non-residents and 1,619 were purchased by residents. Of the 7,848 regular permits sold, 794 were purchased by non-residents and 7,054 were purchased by residents.

Permit holders who provided email addresses at the time of purchase were sent an email invitation to participate in the turkey hunter survey on 10 March 2016. Of the 9,744 permits sold, 6,209 (63.7%) were associated with an email address. After accounting for duplicate addresses resulting from hunters purchasing a second fall permit, the final email sample was 5,858, which was 63.4% of unique permit buyers. A total of 275 messages were bounced back to the server as undeliverable, resulting in 5,583 potential respondents. A reminder email was sent to anyone who had not responded to the survey invitation on 17 March 2016, and the survey was closed on 28 March 2016. Additionally, a link to the survey was posted on the NGPC website to allow fall 2015 turkey hunters who did not list an address to participate in the study. This mode of participation was promoted through agency social media accounts, as well as through a press release. The public portal was available to hunters over the same period as the invitation-only version.

At closing, we had received 1,228 responses, for a raw response rate of 22%. The permit response rate, which takes into account respondents who had purchased a second permit, was 25.5%. Below is a summary of the responses received. Total fall harvest and success rates have been estimated from these data and will be reported separately in the report *2015 Fall Wild Turkey Harvest*.

Caveats

The fall wild turkey hunter survey samples mostly fall turkey hunters who provided valid email addresses, but was available to hunters who did not. However, the majority of responses (1,188) were from the email sample. As such, the sample frame might be biased and not strictly generalizable to the population of all fall turkey hunters. For the fall 2015 season, 63.4% of all unique turkey permit buyers had provided an email address. Further, although a reminder email was sent to non-respondents one week after the initial invitation, no further effort was made to contact hunters who failed to respond, such as follow-up phone interviews, to determine the extent, if any, of non-response bias. The results, therefore, might be biased toward successful hunter, who may more readily respond to harvest related surveys than non-successful hunters. Given that the majority of permit buyers provided an email address, we believe that the chance of bias from this source is low.

Mean Duration of Survey

Counts Respondents	Total	Descriptive Statistics				Standard Error of the Mean
		Count	Minimum	Maximum	Mean	
Duration of interview	1228	1228	0.48	148.82	5.36702	0.16106

Top 10 States of Residence for all respondents

Counts Analysis % Respondents	Base	Please select your state of residence.									
		Nebraska	Colorado	California	Utah	Virginia	Minnesota	Alaska	Louisiana	Texas	Wyoming
	1228	1009	75	11	10	10	8	7	7	7	7
	100%	82%	6%	1%	1%	1%	1%	1%	1%	1%	1%

Top 10 Counties of Residence for Nebraskans

Counts Base % Respondents	Base	In which Nebraska county do you reside?									
		Douglas	Lancaster	Sarpy	Buffalo	Lincoln	Hall	Seward	Adams	Dawson	Scotts Bluff
	1009	165	138	74	44	38	32	24	19	19	19
	100%	16%	14%	7%	4%	4%	3%	2%	2%	2%	2%

Permits purchased by Type

Counts Analysis % Respondents	Total			
		0	1	2
Base	2456	1230 50%	1028 42%	198 8%
\$5.00 Youth Permits	1228	1026 84%	164 13%	38 3%
Regular/Landowner	1228	204 17%	864 70%	160 13%

Non-resident Permit Sales by Permit Type

Counts Analysis % Respondents	Total			
		0	1	2
Base	438	230 53%	161 37%	47 11%
\$5.00 Youth Permits	219	175 80%	31 14%	13 6%
Regular/Landowner	219	55 25%	130 59%	34 16%

Resident Permit Sales by Permit Type

Counts Analysis % Respondents	Total			
		0	1	2
Base	2018	1000 50%	867 43%	151 7%
\$5.00 Youth Permits	1009	851 84%	133 13%	25 2%
Regular/Landowner	1009	149 15%	734 73%	126 12%

Overall turkey hunting participation by permit buyers. Results were identical for residents and non-residents.

Counts Break % Respondents	Base	Did you hunt turkeys in Nebraska during the fall 2015 sea...	
		Yes	No
	1228	1033 84%	195 16%

Overall percentage of Nebraska fall turkey hunters who hunted turkeys in other states.

Counts Break % Respondents	Base	Did you hunt turkeys during the fall 2015 season in any o...	
		Yes	No
	1228	74 6%	1154 94%

For hunters hunting in other states, the top 10 such states

Counts Break % Respondents	Base	If yes, which state besides Nebraska did you hunt turkeys...									
		Kansas	Colorado	Wisconsin	Pennsylvania	Virginia	Indiana	Minnesota	Illinois	Michigan	Missouri
	62	14 23%	8 13%	5 8%	4 6%	4 6%	3 5%	3 5%	2 3%	2 3%	2 3%

Percentage of non-resident fall turkey hunters who hunted turkeys in other states.

Counts Break % Respondents	Base	Did you hunt turkeys during the fall 2015 season in any o...	
		Yes	No
	219	51 23%	168 77%

For non-resident hunters hunting in other states, the top 10 states

Counts Break % Respondents	Base	If yes, which state besides Nebraska did you hunt turkeys...									
		Colorado	Kansas	Wisconsin	Pennsylvania	Virginia	Indiana	Minnesota	Illinois	South Carolina	Wyoming
	48	8 17%	8 17%	5 10%	4 8%	4 8%	3 6%	3 6%	2 4%	2 4%	2 4%

Percentage of resident fall turkey hunters who hunted turkeys in other states.

Counts Break % Respondents	Base	Did you hunt turkeys during the fall 2015 season in any o...	
		Yes	No
	1009	23 2%	986 98%

For Resident hunter hunting other states, the 7 states reported

Counts Break % Respondents	Base	If yes, which state besides Nebraska did you hunt turkeys...						
		Kansas	Michigan	South Dakota	Iowa	Missouri	Oklahoma	Texas
	14	6 43%	2 14%	2 14%	1 7%	1 7%	1 7%	1 7%

Days spent afield hunting turkey

Counts Respondents	Total	Descriptive Statistics					
		Minimum	Maximum	Median	Mean	Standard Error of the Mean	Sum
How many days did you hunt turkeys during the fall 2015 S...	1228	1	61	4	6.04	0.19	5453

Subspecies hunters reported pursuing during their hunt

Counts Break % Respondents	Base	Which subspecies of wild turkey were you pursuing during ...			
		Eastern	Merriam's	Rio Grande	No particular subspecies
	1023	94 9%	224 22%	18 2%	727 71%

Subspecies reported being pursued by residents

Counts Break % Respondents	Base	Which subspecies of wild turkey were you pursuing during ...			
		Eastern	Merriam's	Rio Grande	No particular subspecies
	839	83 10%	166 20%	9 1%	607 72%

Subspecies reported being pursued by non-residents

Counts Break % Respondents	Base	Which subspecies of wild turkey were you pursuing during ...			
		Eastern	Merriam's	Rio Grande	No particular subspecies
	184	11 6%	58 32%	9 5%	120 65%

Reported turkey harvest by permit type

Counts Respondents	Total					
		0	1	2	3	4
Base	2066	1513	257	253	15	28
...on a \$5.00 Youth Permit	1033	911	70	46	1	5
...on a Regular/Landowner Permit	1033	602	187	207	14	23

Turkey harvest by age & sex. Percentages sum to 100% (+/- 1% rounding error) across rows.

Counts Analysis % Respondents	Total	In which Nebraska county did you harvest most of the turk...				
		0	1	2	3	4
Base	1299	669 52%	455 35%	149 11%	14 1%	12 1%
Adult males (toms)	327	93 28%	180 55%	49 15%	2 1%	3 1%
Juvenile males (jakes)	282	141 50%	102 36%	32 11%	4 1%	3 1%
Adult hens	311	115 37%	131 42%	56 18%	7 2%	2 1%
Juvenile hens	202	156 77%	34 17%	10 5%	1 0%	1 0%
Unknown age and sex	177	164 93%	8 5%	2 1%	- -	3 2%

Top 10 counties for reported harvest

Counts Break % Respondents	Base	In which Nebraska county did you harvest most of the turk...									
		Lincoln	Custer	Buffalo	Dawes	Frontier	Knox	Red Willow	Keith	Douglas	Harlan
	426	33 8%	22 5%	20 5%	17 4%	16 4%	14 3%	13 3%	12 3%	11 3%	10 2%

Top 10 counties for turkey harvest among non-residents

Counts Break % Respondents	Base	In which Nebraska county did you harvest most of the turk...									
		Custer	Dawes	Unknown	Red Willow	Chase	Frontier	Keith	Knox	Lincoln	Sioux
	91	11 12%	10 11%	8 9%	4 4%	3 3%	3 3%	3 3%	3 3%	3 3%	3 3%

Top 10 counties for turkey harvest among Nebraska resident hunters

Counts Break % Respondents	Base	In which Nebraska county did you harvest most of the turk...									
		Lincoln	Buffalo	Frontier	Custer	Douglas	Knox	Harlan	Keith	Lancaster	Red Willow
	335	30 9%	18 5%	13 4%	11 3%	11 3%	11 3%	9 3%	9 3%	9 3%	9 3%

Distribution of reported harvest among public and private land by turkey harvested (max=4; row percentages sum to 100% +/- 1% rounding error)

Counts Analysis % Respondents	Total					
		0	1	2	3	4
Base	960	486 51%	210 22%	223 23%	15 2%	26 3%
...private land where permission was required?	480	62 13%	180 38%	200 42%	14 3%	24 5%
...land open to public hunting?	480	424 88%	30 6%	23 5%	1 0%	2 0%

Hunter identification of harvested turkey subspecies designation

Counts Break % Respondents	Base	Based on these characteristics, which subspecies did the ...					
		Eastern Wild Turkey	Rio Grande Wild Turkey	Merriam's Wild Turkey	A mixture of one or more of these (hybrid)	None of these	Do not remember
	479	129 27%	56 12%	126 26%	79 16%	-	89 19%

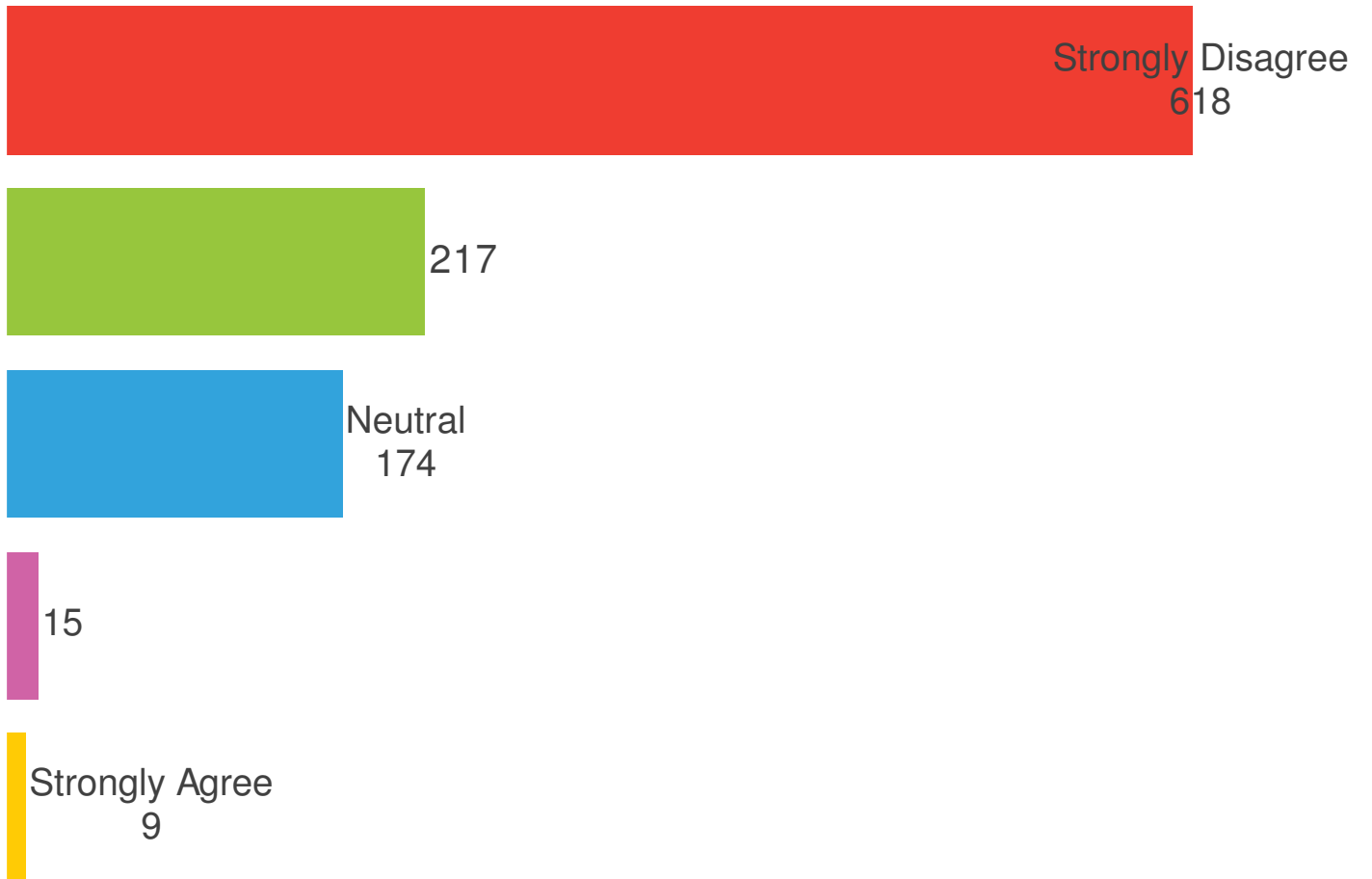
Non-resident hunter identification of harvested turkey subspecies

Counts Break % Respondents	Base	Based on these characteristics, which subspecies did the ...					
		Eastern Wild Turkey	Rio Grande Wild Turkey	Merriam's Wild Turkey	A mixture of one or more of these (hybrid)	None of these	Do not remember
	102	16 16%	13 13%	42 41%	18 18%	-	13 13%

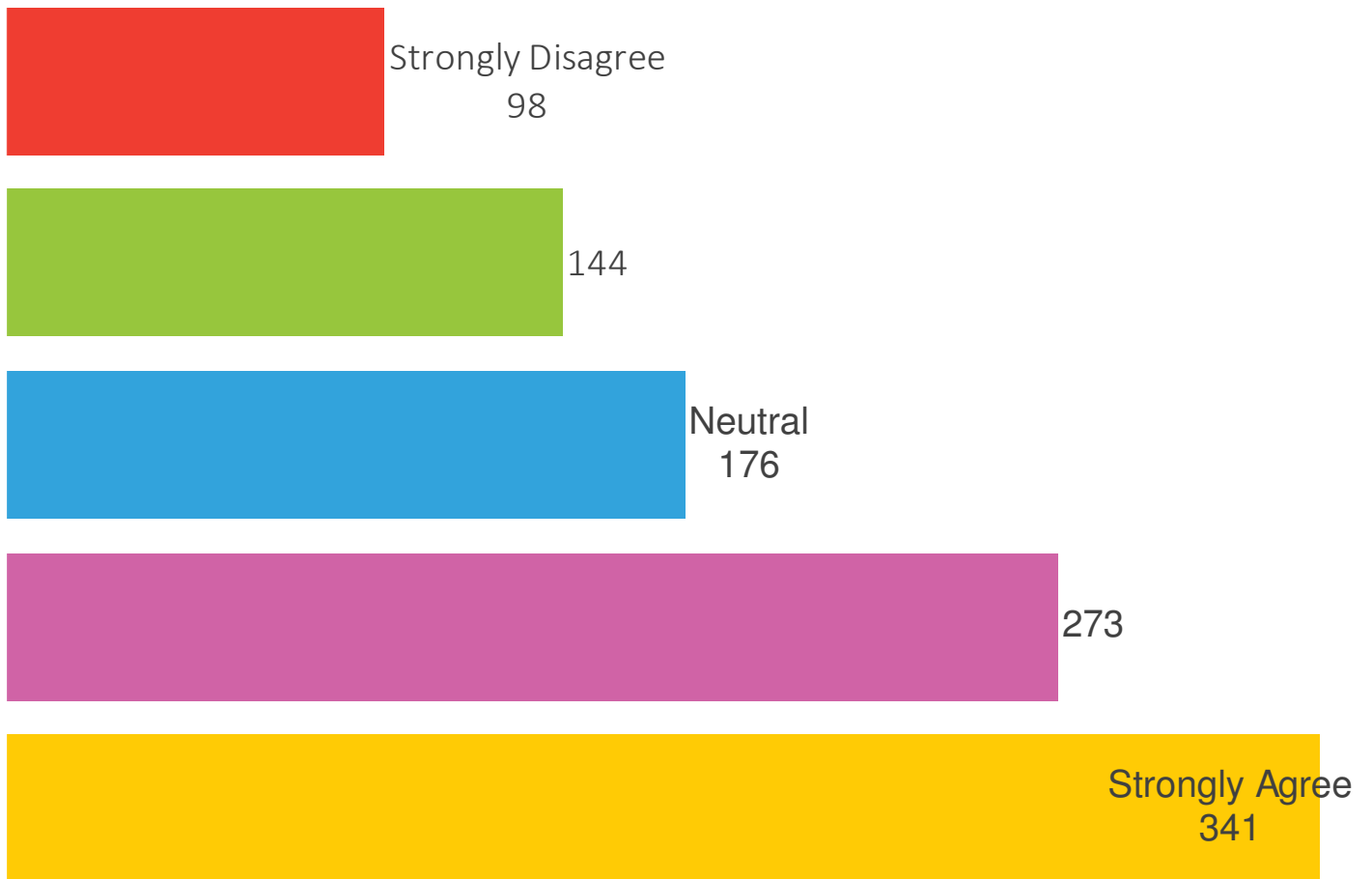
Resident hunter identification of harvested turkey subspecies

Counts Break % Respondents	Base	Based on these characteristics, which subspecies did the ...					
		Eastern Wild Turkey	Rio Grande Wild Turkey	Merriam's Wild Turkey	A mixture of one or more of these (hybrid)	None of these	Do not remember
	377	113 30%	43 11%	84 22%	61 16%	-	76 20%

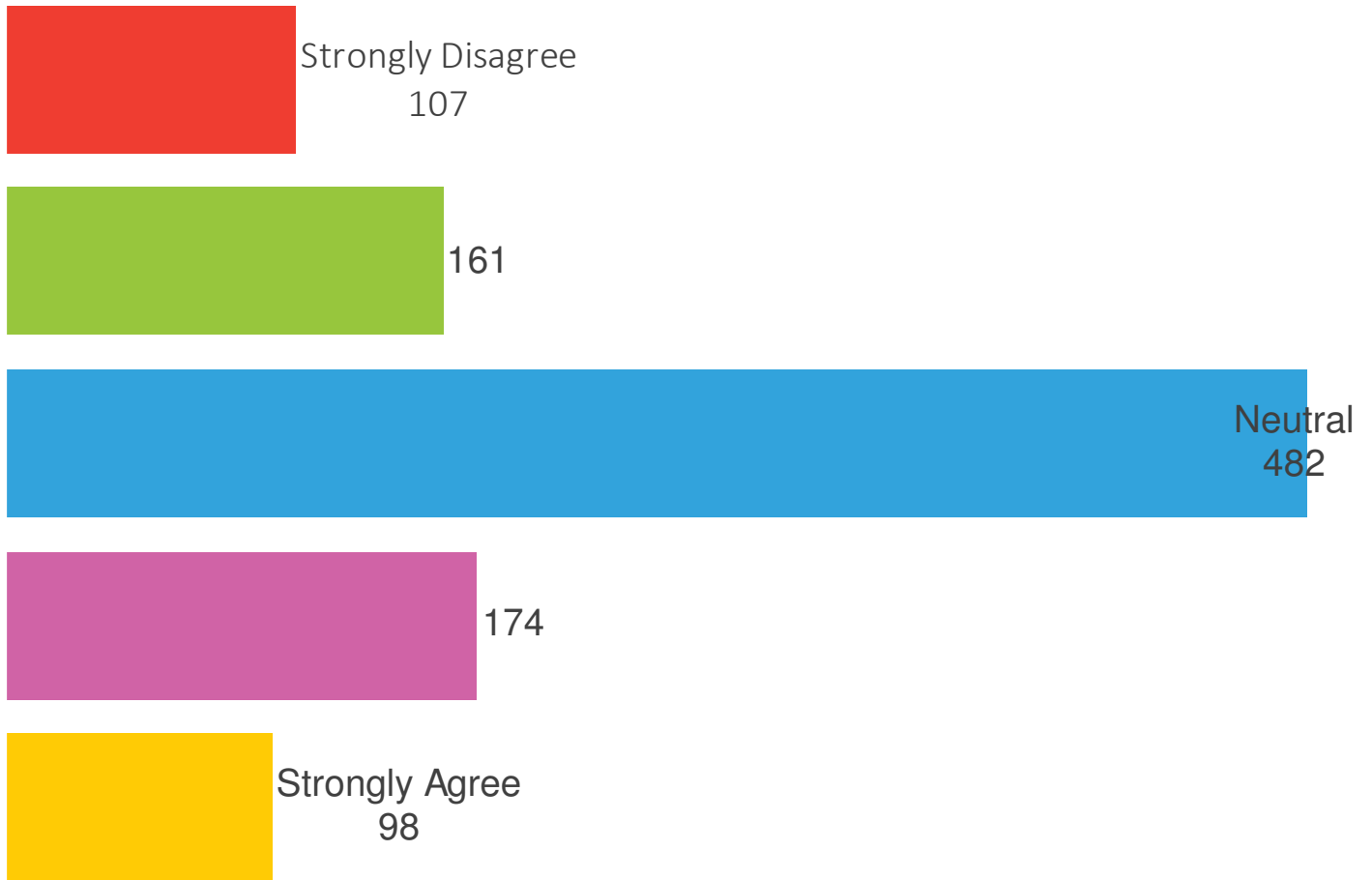
"I saw too many hunters"



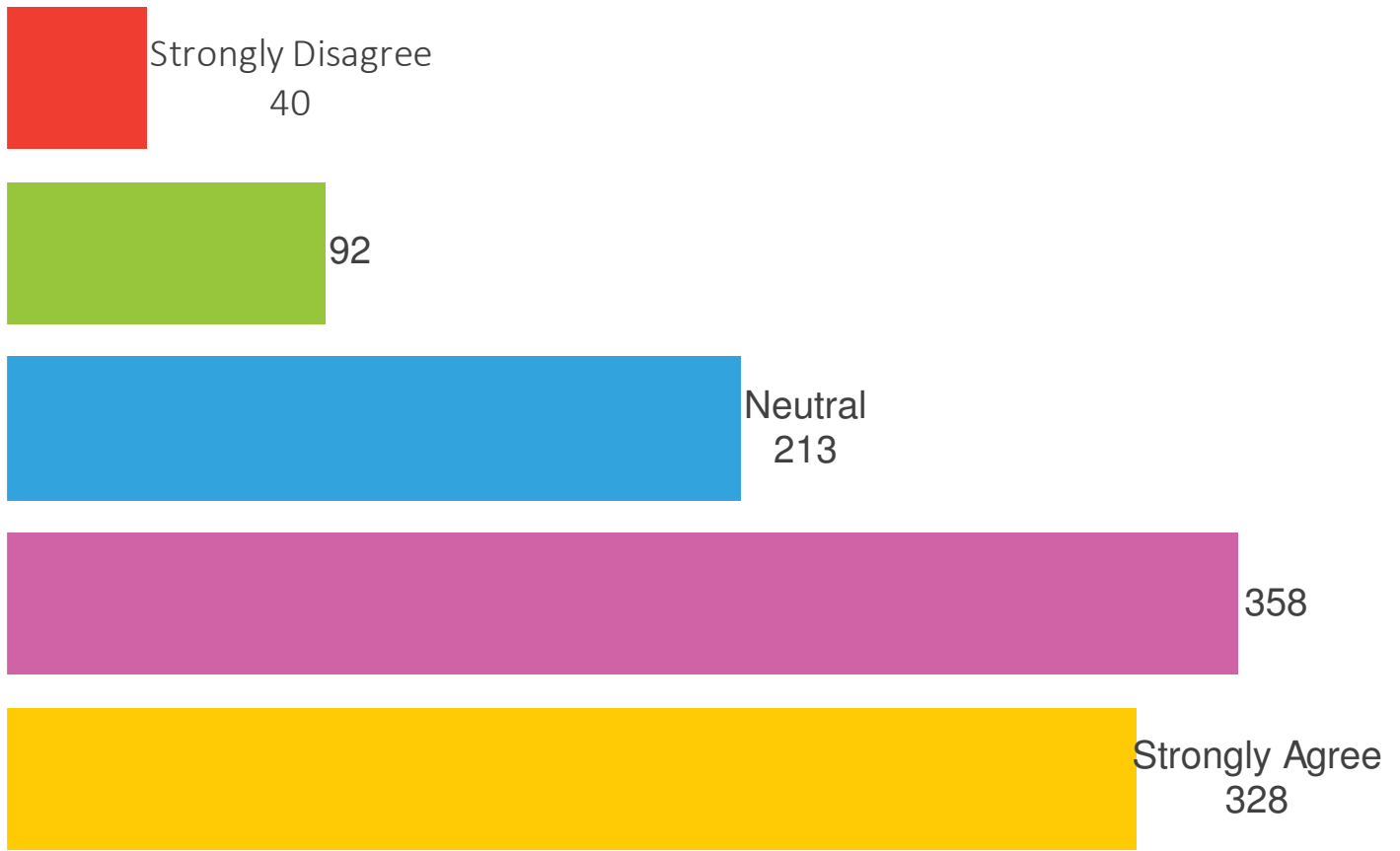
"I was satisfied with the number of turkeys I saw."



"I was satisfied with the amount of land open for public hunting."



"Overall, I was satisfied with the quality of my turkey hunting experience."



Where non-residents reported staying while in Nebraska hunting turkey

Counts Break % Respondents	Base	Which option below best characterizes the type of locatio...				
		Hotel/Motel	Commercial campground (e.g., KOA)	Public camping sites (e.g., State Parks)	Private residence of family or friends	Other
	185	57 31%	1 1%	11 6%	107 58%	9 5%

Whether hunters would hunt turkeys in Nebraska again given their experiences hunting in the fall 2015

Counts Break % Respondents	Base	Given your experiences hunting turkeys in Nebraska, will ...	
		Yes	No
	1026	1008 98%	18 2%

Whether non-resident hunters would return to Nebraska to hunt, given their 2015 fall turkey hunting experiences

Counts Break % Respondents	Base	Given your experiences hunting turkeys in Nebraska, will ...	
		Yes	No
	183	177 97%	6 3%

Whether resident hunters would hunt turkey in Nebraska again based on their fall 2015 turkey hunting experiences

Counts Break % Respondents	Base	Given your experiences hunting turkeys in Nebraska, will ...	
		Yes	No
	843	831 99%	12 1%

Self-reported years of experience for fall 2015 turkey hunters

Counts Break % Respondents	Base	How many years of experience do you have hunting turkeys?				
		1-5 years	6-10 years	11-15 years	16-20 years	More than 20 years
	1030	353 34%	187 18%	117 11%	94 9%	279 27%

Factors that influenced hunters decision to hunt turkeys in Nebraska in the fall of 2015

Counts	
Break %	
Respondents	
Base	1030
Select all the factors that influence your decision to hu...	
Availability of Public Land to hunt	320 31%
Family and/or friends who live in state	423 41%
Ability to hunt a different sub-species of turkey	96 9%
Availability of permits	601 58%
Permit costs	436 42%
Number of permits allowed per hunter	369 36%
Hunter success rate	328 32%
Turkey population abundance	677 66%
Other	97 9%

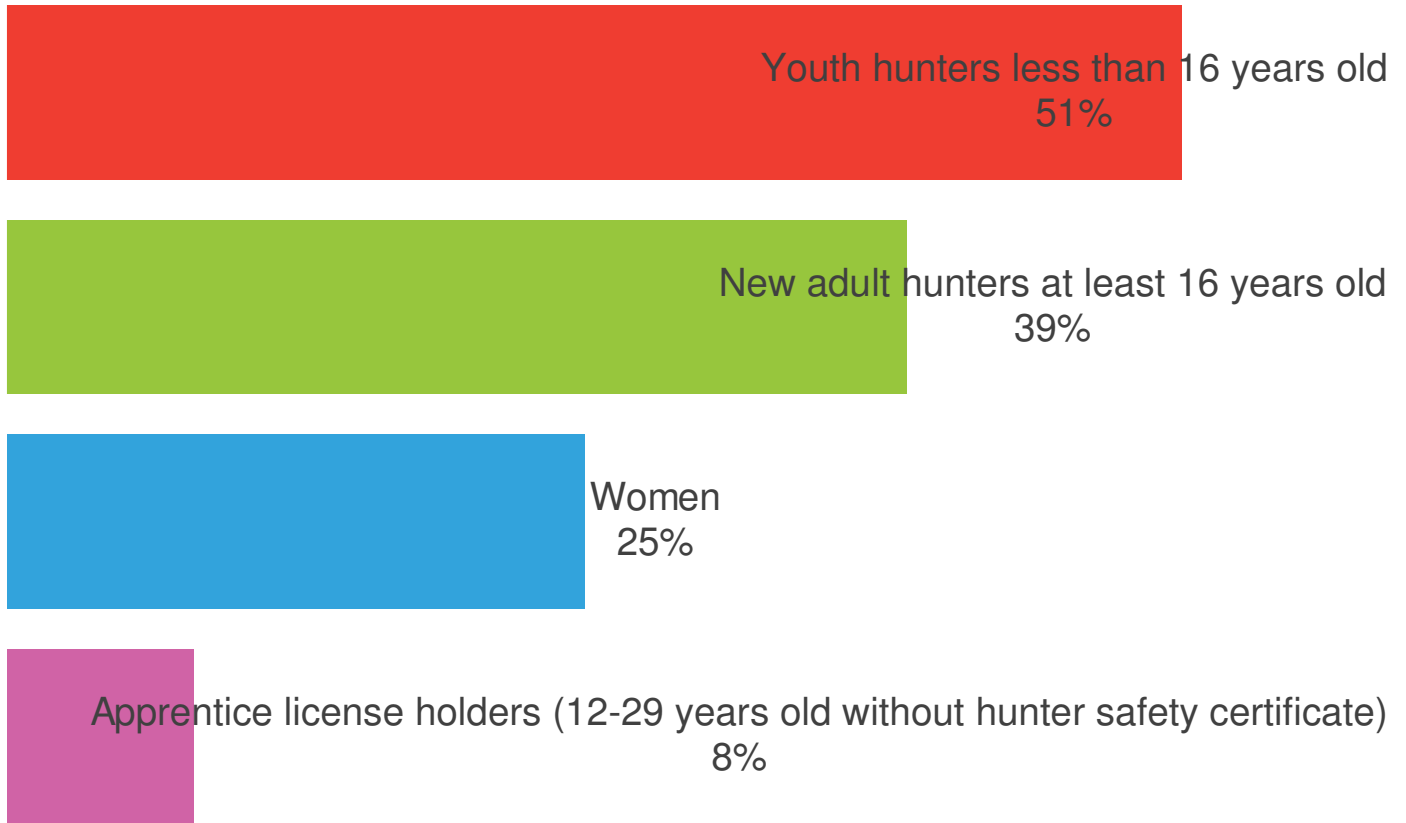
Factors influencing non-resident hunters' decision to hunt turkeys in Nebraska during the fall of 2015

Counts	
Break %	
Respondents	
Base	185
Select all the factors that influence your decision to hu...	
Availability of Public Land to hunt	48 26%
Family and/or friends who live in state	118 64%
Ability to hunt a different sub-species of turkey	24 13%
Availability of permits	108 58%
Permit costs	69 37%
Number of permits allowed per hunter	71 38%
Hunter success rate	70 38%
Turkey population abundance	116 63%
Other	16 9%

Factors influencing resident hunters' decision to hunt turkeys in Nebraska in the fall of 2015

Counts	
Break %	
Respondents	
Base	845
Select all the factors that influence your decision to hu...	
Availability of Public Land to hunt	272 32%
Family and/or friends who live in state	305 36%
Ability to hunt a different sub-species of turkey	72 9%
Availability of permits	493 58%
Permit costs	367 43%
Number of permits allowed per hunter	298 35%
Hunter success rate	258 31%
Turkey population abundance	561 66%
Other	81 10%

Percentage of respondents indicating that their hunting party included one of the following groups.



Number of hunters accompanying youth, novice, women, and apprentice hunters

Counts Break % Respondents	Base	During the 2015 fall turkey season, other than yourself, ...			
		Youth hunters less than 16 years old	New adult hunters at least 16 years old	Women	Apprentice license holders (12-29 years old without hunter safety certificate)
	389	199 51%	151 39%	98 25%	31 8%

Number of youth, new adult, women, and apprentice license holders taken afield by responding hunters.

Counts Respondents	Total
Base	
Youth hunters less than 16 years old	197
New adult hunters at least 16 years old	143
Women	93
Apprentice license holders	30

Table	Title
1	Fall Turkey Hunter Survey
2	Mean Duration of Survey
3	Top 10 States of Residence for all respondents
4	Top 10 Counties of Residence for Nebraskans
5	Permits purchased by Type
6	Non-resident Permit Sales by Permit Type
7	Resident Permit Sales by Permit Type
8	Overall turkey hunting participation by permit buyers. Results were identical for residents and non-residents.
9	Overall percentage of Nebraska fall turkey hunters who hunted turkeys in other states.
10	For hunters hunting in other states, the top 10 such states
11	Percentage of non-resident fall turkey hunters who hunted turkeys in other states.
12	For non-resident hunters hunting in other states, the top 10 states
13	Percentage of resident fall turkey hunters who hunted turkeys in other states.
14	For Resident hunter hunting other states, the 7 states reported
15	Days spent afield hunting turkey
16	Subspecies hunters reported pursuing during their hunt
17	Subspecies reported being pursued by residents
18	Subspecies reported being pursued by non-residents
19	Reported turkey harvest by permit type
20	Turkey harvest by age & sex. Percentages sum to 100% (+/- 1% rounding error) across rows.
21	Top 10 counties for reported harvest
22	Top 10 counties for turkey harvest among non-residents
23	Top 10 counties for turkey harvest among Nebraska resident hunters
24	Distribution of reported harvest among public and private land by turkey harvested (max=4; row percentages sum to 100% +/- 1% rounding error)
25	Hunter identification of harvested turkey subspecies designation
26	Non-resident hunter identification of harvested turkey subspecies
27	Resident hunter identification of harvested turkey subspecies
28	Where non-residents reported staying while in Nebraska hunting turkey
29	Whether hunters would hunt turkeys in Nebraska again given their experiences hunting in the fall 2015
30	Whether non-resident hunters would return to Nebraska to hunt, given their 2015 fall turkey hunting experiences
31	Whether resident hunters would hunt turkey in Nebraska again based on their fall 2015 turkey hunting experiences
32	Self-reported years of experience for fall 2015 turkey hunters
33	Factors that influenced hunters decision to hunt turkeys in Nebraska in the fall of 2015
34	Factors influencing non-resident hunters' decision to hunt turkeys in Nebraska during the fall of 2015
35	Factors influencing resident hunters' decision to hunt turkeys in Nebraska in the fall of 2015
36	Number of hunters accompanying youth, novice, women, and apprentice hunters
37	Number of youth, new adult, women, and apprentice license holders taken afield by responding hunters.