

NEBRASKA GAME AND PARKS MOBILE PERMIT SYSTEM

TURKEY PERMITS

NOTE: The following images were created on an iPhone 5, with the iOS 8.1.2 upgrade. The screens on your device may look slightly different, but should work in the same way.

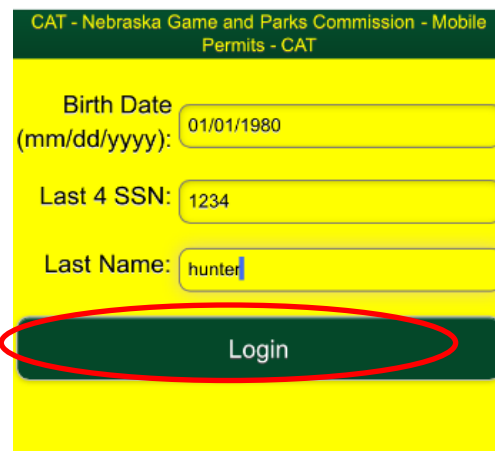
The screens will not be yellow on the system. These images were produced on a test version of the system.

LOG IN TO THE NGPC MOBILE PERMIT SYSTEM

On your phone or mobile data device browser go to <https://ngpc-m.ne.gov>

You can bookmark this web address and save it to your device for easy access.

For your security, you must log into your customer profile by entering the following information. Enter your birth date, the last four numbers of your social security number and your last name. Click on the Login button.



CAT - Nebraska Game and Parks Commission - Mobile Permits - CAT

Birth Date (mm/dd/yyyy): 01/01/1980

Last 4 SSN: 1234

Last Name: hunter

Login

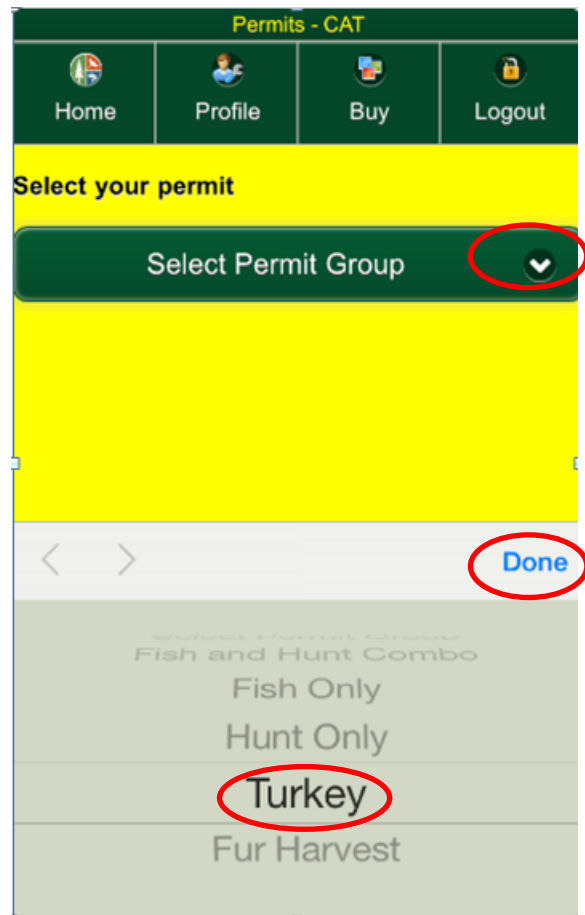
BUY A TURKEY PERMIT

When the system finds your profile, it will display a screen like the following. If you have already purchased other permits, they will be listed, even if you purchased them on the Nebraska Game and Parks website or at a Nebraska Game and Parks office or park.

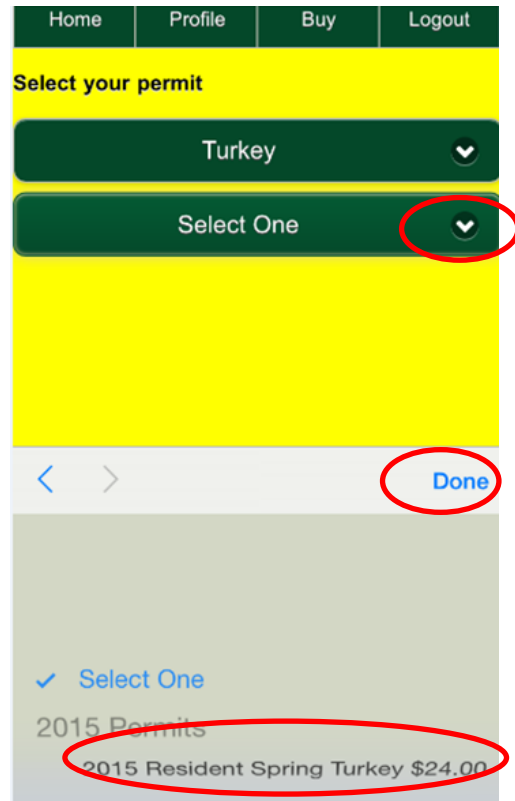
Click on Buy to purchase a permit. Then you can select the permit you want by clicking Select Permit Group.



Choose "Turkey" and click on Done.

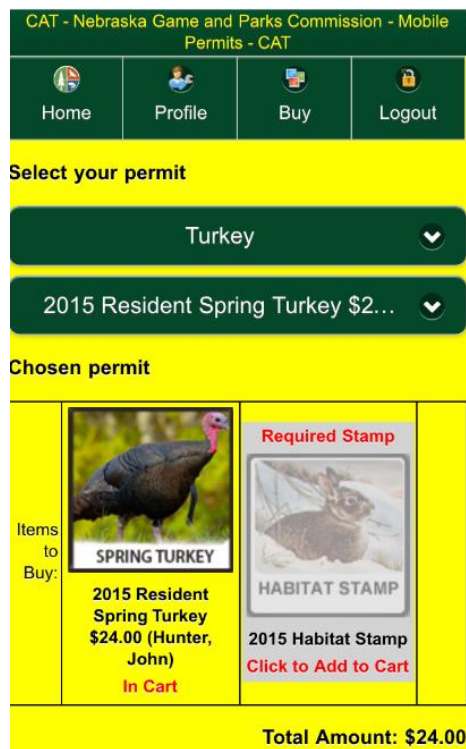


Next, click on Select One, to display the available Turkey Permits. Click on the permit you want, then select Done.



The Turkey permit you've chosen will be displayed at the bottom on the screen.

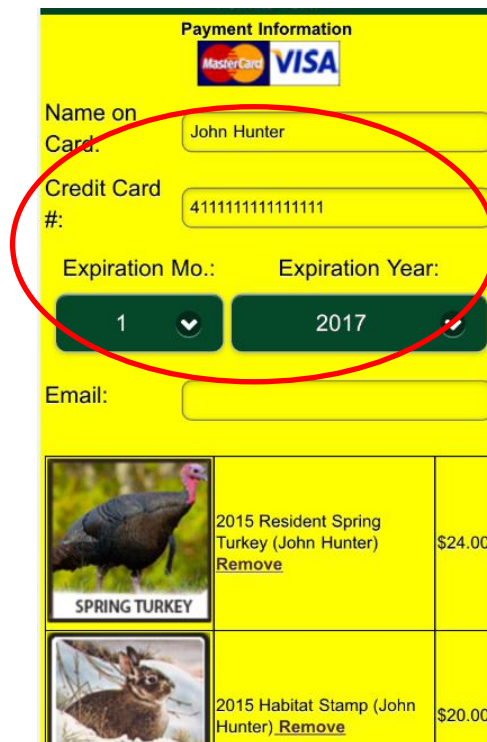
If you haven't purchased a Habitat Stamp and it is required, it will be offered. Click on a stamp if you want to purchase it with the permit. When you've added the stamp, it will change from "Not Selected" to "In Cart".



When you've chosen the permit and stamp you want, scroll down to click on "Checkout".



Next, enter your credit or debit card information



Scroll to the bottom of the screen.
Click on Purchase

| | | |
|---|---|---------|
|  SPRING TURKEY | 2015 Resident Spring Turkey (John Hunter) Remove | \$24.00 |
|  HABITAT STAMP | 2015 Habitat Stamp (John Hunter) Remove | \$20.00 |

Total Amount: \$44.00

By completing this purchase you attest that your residency status is correct, your privileges are not revoked, and you agree to comply with all laws and regulations of the Nebraska Game and Parks Commission.

Purchase

Cancel

The system will confirm that you've completed the purchase.

Click on the permit name and the system will display a copy of the mobile permit.

CAT - Nebraska Game and Parks Commission - Mobile Permits - CAT

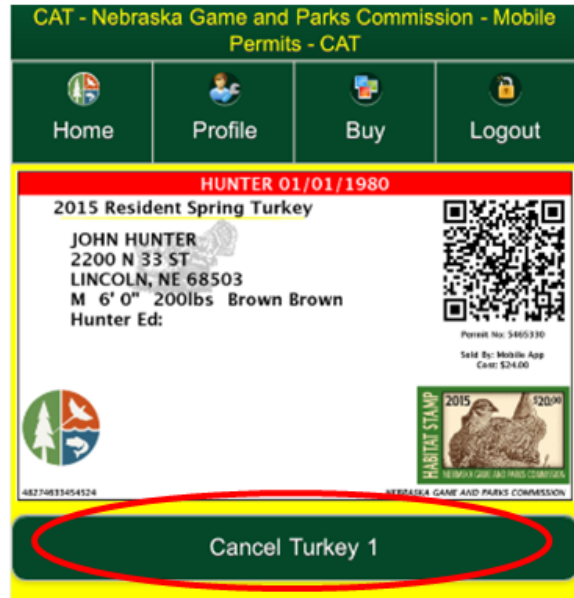
Home Profile Buy Logout

Thank you.
\$44.00 was charged to your credit card.
New permit 2015 Resident Spring Turkey is available below.

Mobile Permits for John Hunter

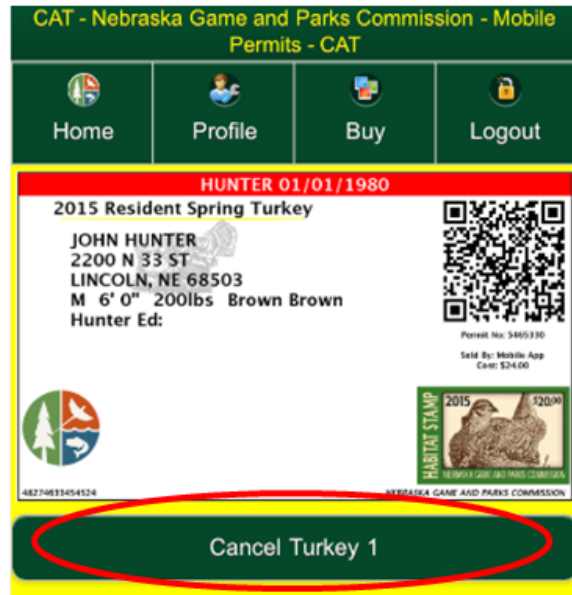
2015 Resident Spring Turkey

Your Turkey permit will be displayed, along with the option to Cancel the permit, when you have harvested a turkey.

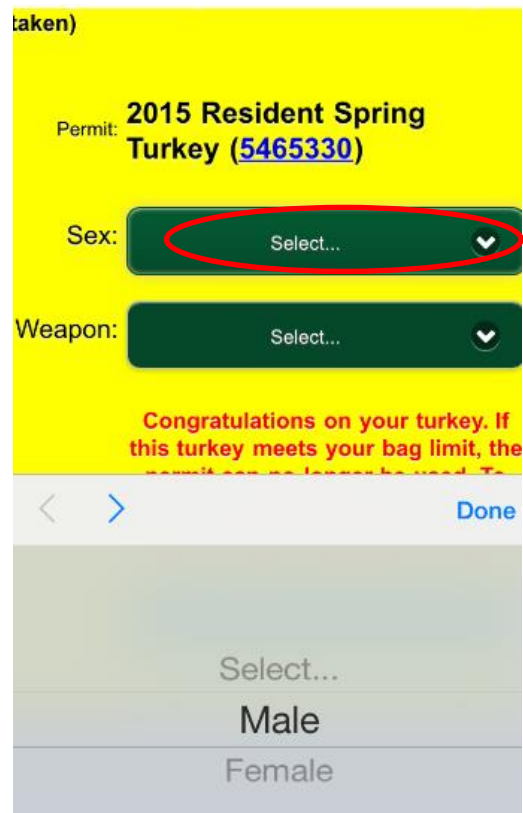


CANCELING A TURKEY PERMIT

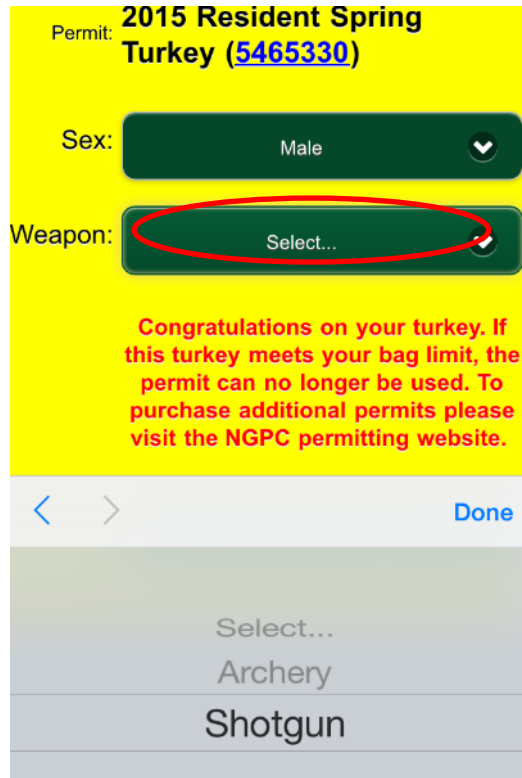
To Cancel the permit, click on Cancel Turkey 1.



Select the sex of the turkey. Choose Male or Female, then click on Done.



Select the Weapon. Choose Archery or Shotgun. Click on Done.



That completes the process to cancel a permit. When you display the permit on your device, it will indicate the permit has been cancelled.



When you display a Turkey Permit that has been cancelled, the option to cancel it will no longer be offered. It will display “Harvested.”

Hunters are encouraged to reference the Nebraska Game and Parks Commission Turkey Guide for further information about season dates, weapon and bag limits.

It’s available at this site:
<http://digital.outdoornebraska.gov/i/432227-turkey-guide-2015>

